

# Polyhose®

Providing Flexible Solutions Globally



RUBBER HYDRAULIC  
THERMOPLASTIC - PTFE - UHP  
SS FLEXIBLE - HYDRAULIC FITTINGS

REV 5 2017



# ABOUT US

Polyhose is an Indian based multinational diversified industrial conglomerate focused on design, development, manufacturing and distribution of fluid conveyance product. Our manufacturing plants are the most modern with state of art facilities and the required skilled expertise to deliver premium quality, reliable, high performing product.

Polyhose had a humble beginning in the year 1996, but within a span of just two decades it has established a global imprint with operations in North America, Europe, Middle East, South East Asia and today engages more than 1500 employees in its worldwide operation with an aspiration to make Polyhose the most preferred brand in the international market.

Polyhose state of art manufacturing facilities are accredited with ISO 9001-2008 & TS16949 as well EMS Certified operations, managed by skilled and talented Managers from the Industry, building competitive advantage through robust processes and implementing operational excellence in each area of operations to deliver world class POLYHOSE Branded products.

Polyhose, today a world class manufacturer of Thermoplastic, Rubber Hydraulic, PTFE and Industrial hose with an annual capacity of 100 million meters.

Our Scale of economy will benefit both International and Indian customer and we sincerely request customers to enjoy the benefits of Quality – Cost- Service by Patronizing POLYHOSE Brand.

Polyhose looks forward to increases association with dynamic organisations in search of new development in the field of Industrial, Automobile, Hydraulic and Pneumatic applications with the aim to establish cost effective and high quality hoses for hydraulic power transmission.




## POLYHOSE IS COMMITTED TO

- On-time delivery of high performance products meeting customer requirements.
- Redefining polymer engineering.
- Deliver quality excellence exceeding international standards.
- Collaborative, long term partnerships with strategic customers.
- Global Presence and Support.



Our mantra to success is to redefining **Innovation**, redefining **Customer Support** and redefining **Polymer Engineering**



# INDEX

## RUBBER HYDRAULIC HOSE RANGE

LOW & MEDIUM PRESSURE HYDRAULIC HOSE		Pg No.
PH253	MEDIUM PRESSURE HYDRAULIC HOSE - 1W	5
PH254	HIGH PRESSURE HYDRAULIC HOSE - 2W	5
PH176	TRIFLEX HOSE - 3W	6
PH257	MEDIUM PRESSURE COMPACT HYDRAULIC HOSE - 1W	6
PH258	HIGH PRESSURE COMPACT HYDRAULIC HOSE - 2W	7
PH293	ISO-BARIC MEDIUM PRESSURE COMPACT HYDRAULIC HOSE	7
PH213	ISO-BARIC 3K - 3000PSI	8
PH214	ISO-BARIC 4K - 4000PSI	8
PH215	ISO-BARIC 5K - 5000PSI	9
PH216	ISO-BARIC 6K - 6000PSI	9
PH296	MEDIUM PRESSURE COMPACT HYDRAULIC HOSE - 1W	10
PH297	HIGH PRESSURE COMPACT HYDRAULIC HOSE - 2W	10
PH190	MEDIUM PRESSURE SLIM PILOT HOSE - 1W	11
PH142	HIGH PRESSURE HYDRAULIC HOSE - 2W	11
PH143	MEDIUM PRESSURE HYDRAULIC HOSE - 1W	11
PH144	HIGH PRESSURE HYDRAULIC HOSE - 2W	12
PH145	LOW PRESSURE & SUCTION HYDRAULIC HOSE	12
PH146	MEDIUM PRESSURE HYDRAULIC HOSE	13
PH186	MEDIUM PRESSURE HI-TEMP HYDRAULIC HOSE - 1W	13
PH150	MEDIUM PRESSURE HYDRAULIC HOSE	14
PH147	LOW PRESSURE HYDRAULIC HOSE	14
PH161	LOW PRESSURE HYDRAULIC HOSE	15
PH162	MEDIUM PRESSURE HYDRAULIC HOSE	15
PH163	MEDIUM PRESSURE HYDRAULIC HOSE	16
PH175	HIGH PRESSURE HYDRAULIC HOSE - JACK HOSE - 2W	16

## PRESSURE WASHER HOSE

PH513	PW - 3K - 3000PSI	17
PH514	PW - 4K - 4000PSI	17
PH516	PW - 6K - 6000PSI	18
PH521	SUPER SERVICE HOSE - 1W	18
PH522	SUPER SERVICE HOSE - 2W	18

## HIGH PRESSURE SPIRAL HOSE

PH177	MEDIUM PRESSURE HYDRAULIC HOSE - 4 WIRE SPIRAL	19
PH178	HIGH PRESSURE HYDRAULIC HOSE - 4 OR 6 WIRE SPIRAL	19
PH279	HIGH PRESSURE HYDRAULIC HOSE - 4 OR 6 WIRE SPIRAL	20
PH277	MEDIUM PRESSURE HYDRAULIC HOSE - 4 WIRE SPIRAL	20
PH278	EXTRA HIGH PRESSURE HYDRAULIC HOSE - 4 WIRE SPIRAL	21

## WATER BLAST HOSE

PH280	WATER BLAST 30K - 4 WIRE SPIRAL	21
PH281	WATER BLAST 40K - 4 WIRE SPIRAL	22
PH282	WATER BLAST 45K - 4 WIRE SPIRAL	22
PH283	WATER BLAST 50K - 6 WIRE SPIRAL	22

## MINING HOSE

PH174	MINING HYDRAULIC HOSE - 2W	23
-------	----------------------------	----

## FUEL HOSE

PH442	HARD WALL FUEL DISPENSING HOSE - 1W	23
PH443	SOFT WALL FUEL DISPENSING HOSE	24
PH531	FUEL HOSE	24
PH532	FUEL HOSE	25
PH533	LPG HOSE - 1W	25
PH534	LPG HOSE - 1W	26
PH535	LPG HOSE - 1W	26
PH536	CNG HOSE	27

## AUTOMOBILE & AIR CONDITIONING HOSE

PH140	HI TEMP BRAKE HOSE	27
PH503	AIR CONDITIONING HOSE - 1W	27
PH540	AIR BRAKE HOSE	28

## RUBBER INDUSTRIAL HOSE RANGE

INDUSTRIAL HOSE		Pg No.
PH440	COMPRESSED AIR HOSE - 40 BAR	28
PH471	STEAM HOSE - 1W - 10 BAR	29
PH472	STEAM HOSE - 2W - 20 BAR	29
PH475	STEAM HOSE WITH HELICAL WIRE - 20 BAR	30
PH555	NON CONDUCTIVE HOSE - 20 BAR	30
PH601	WATER SUCTION & DISCHARGE - 10 BAR	31
PH602	WATER DISCHARGE - 10 BAR	31
PH604	WATER SUCTION & DISCHARGE - 20 BAR	32
PH606	STEEL MILL WATER DELIVERY WITH FIBER GLASS COVER - 10 BAR	32
PH607	STEEL MILL WATER SUCTION & DELIVERY WITH FIBER GLASS COVER - 10 BAR	33
PH609	THERMOPLASTIC LINED PAINT SUCTION & DISCHARGE HOSE - 10 BAR	33
PH610	WATER DISCHARGE HOSE - 20 BAR	34
PH611	OIL / FUEL SUCTION & DISCHARGE HOSE - 10 BAR	34
PH613	OIL / FUEL DELIVERY HOSE - 10 BAR	35
PH614	OIL SUCTION & DISCHARGE HOSE - 20 BAR	35
PH615	OIL SUCTION & DISCHARGE HOSE - 40 BAR	36
PH617	OIL / FUEL DELIVERY HOSE - 20 BAR	36
PH620	AIR & WATER DISCHARGE HOSE - 10 BAR	37
PH621	CEMENT / PLASTER PLACEMENT HOSE - 10 BAR	37
PH622	HIGH PRESSURE PLASTER SPRAY HOSE - 40 BAR	38
PH623	BULK MATERIAL SUCTION & DISCHARGE HOSE - 10 BAR	38
PH624	SHOT BLASTING HOSE - 12 BAR	39
PH625	BUNKER TRUCK HOT AIR BLOWER HOSE - 10 BAR	39
PH626	DRY CEMENT DELIVERY / SILO HOSE - 10 BAR	40
PH628	ABRASIVE BULK MATERIAL SUCTION & DISCHARGE HOSE - 20 BAR	40
PH629	ABRASIVE BULK MATERIAL DISCHARGE HOSE - 10 BAR	41
PH630	AIR & WATER DISCHARGE HOSE - 20 BAR	41
PH631	INDUSTRIAL DUTY AIR HOSE - 20 BAR	42
PH639	BULK MATERIAL DISCHARGE HOSE - 20 BAR	42
PH642	XLPE CHEMICAL SUCTION & DISCHARGE HOSE - 17 BAR	43
PH645	UHMPE CHEMICAL SUCTION & DISCHARGE HOSE - 17 BAR	43
PH646	EPDM CHEMICAL SUCTION & DISCHARGE HOSE - 17 BAR	44
PH647	SLURRY & MUD WATER SUCTION & DISCHARGE HOSE - 10 BAR	44
PH648	UHMWPE SUCTION & DISCHARGE FOOD HOSE - 17 BAR	45
PH649	CONCRETE DELIVERY HOSE	45
PH651	RADIATOR HOSE - 3 BAR	46
PH657	OIL / FUEL DELIVERY HOSE - 20 BAR FRAS	46
PH661	MINE BLAST HANDLING HOSE - 20 BAR	47
PH663	AIR & WATER DISCHARGE HOSE - 20 BAR FRAS	47
PH681	SATURATED STEAM & HOT WATER DELIVERY HOSE - 7 BAR	47

## THERMOPLASTIC PRODUCT RANGE

### HYDRAULIC HOSE

PH148	MEDIUM PRESSURE HYDRAULIC HOSE - R7	48
PH149	HIGH PRESSURE HYDRAULIC HOSE -R8	48
PH353	HIGH PRESSURE HYDRAULIC HOSE - R8	49
PH194	LOW TEMPERATURE HOSE - R18	49
PH348	MEDIUM PRESSURE HYDRAULIC HOSE - 1W	50
PH349	HIGH PRESSURE HYDRAULIC HOSE - 2W	50
PH358	COMPACT HOSE - R7	51
PH761	HYBRID HOSE - 1W	51
PH762	HYBRID HOSE - 2W	51

### SEWER JETTING HOSE

PH301	SEWER JET - 2500 PSI	52
PH302	SEWER JET - 3000 PSI	52
PH303	SEWER JET - 3600 PSI	53
PH304	SEWER JET - 4000 PSI	53
PH305	SEWER JET - 2800 PSI	54
PH306	SEWER JET - 3000 PSI	54
PH307	SEWER JET - 3600 PSI	55
PH308	SEWER JET - 3600 / 4000 PSI	55



PAINT SPRAY HOSE		Pg No.
PH342	PAINT SPRAY - 1W	56
PH343	PAINT SPRAY - 2W	56
PH344 / PH345	HIGH PRESSURE PAINT SPRAY	57
PH346	VERY HIGH PRESSURE PAINT SPRAY	57
PH347	SUPER HIGH PRESSURE PAINT SPRAY	58
PH341	PAINT & AGGRESSIVE CHEMICAL SPRAY - 1W	58
PH340	PAINT & AGGRESSIVE CHEMICAL SPRAY - 2W	59
PH721/ PH722	FLUOROPOLYMER - LOW PRESSURE CONDUCTIVE / NON - CONDUCTIVE	59
PH727/ PH728	LOW PRESSURE CONDUCTIVE / NON - CONDUCTIVE	60
PH729/ PH730	LOW PRESSURE CONDUCTIVE / NON - CONDUCTIVE	60

HIGH PRESSURE HOSE		
PH350 / PH351	VERY HIGH PRESSURE JACK HOSE	61
PH352	VERY HIGH PRESSURE JACK HOSE - NON CONDUCTIVE	61
PH751	COMPACT JACK HOSE	62

AIR BREATHING HOSE		
PH395	AIR BREATHING HOSE - 6000 PSI	62
PH396	AIR BREATHING HOSE - 7000 PSI	62

LUBRICATION HOSE		
PH320 / PH321/ PH322	LUBRICATION GREASE HOSE	63
PH734	GREASE HOSE - LOW PRESSURE	63

CNG HOSE		
PH324	ELECTRICALLY CONDUCTIVE CNG HOSE	64
PH325	ELECTRICALLY CONDUCTIVE CNG HOSE	64

REFRIGERATION HOSE		
PH334	REFRIGERATION HOSE	65
PH326 / PH327 / PH328	BEVERAGE DISPENSING HOSE	65

MICRO BORE HOSE		
PH354 / PH355	MICRO BORE HOSE	66

PILOT LINE HOSE		
PH392	PILOT LINE HOSE	66

MOISTURE BLOK HOSE		
PH758	MOISTURE BLOK HOSE	67

AUTOMOTIVE HOSE		
PH771	CAB TILT HOSE	67
PH772	CLUTCH HOSE	67

PU DUCTING			
POLYURETHANE DUCTING - STANDARD	STANDARD WALL THICKNESS		69
POLYURETHANE DUCTING - STANDARD C	STANDARD CONSTANT WALL THICKNESS		70
POLYURETHANE DUCTING - MEDIUM	MEDIUM WALL THICKNESS		71
POLYURETHANE DUCTING - MEDIUM C	MEDIUM CONSTANT WALL THICKNESS		72
POLYURETHANE DUCTING - HEAVY	HEAVY WALL THICKNESS		73
POLYURETHANE DUCTING - HEAVY C	HEAVY CONSTANT WALL THICKNESS		74

INDUSTRIAL & AUTOMOTIVE TUBINGS		Pg No.
POLYAMIDE TUBING	PA6 , PA11, PA12 TUBE	75-76
POLYURETHANE TUBING	PU TUBE	77
SPATTER TUBES	PU TUBE WITH SPATTER RESISTANT COVER	78
PTFE TUBING	PTFE TUBE	79-81

PTFE HOSE		
PH179	PTFE HOSE - R14	82
PH311	PTFE HOSE - R14 - ELECTRICAL CONDUCTIVE	82
PH313	PTFE HOSE - R14 - INCREASED WALL	83
PH381	PTFE HOSE - R14 - 2 WIRE	83
PH382	PTFE - GAS HOSE	84
PH370	PTFE -CONVOLUTED HOSE	84
PH371	PTFE - ELECTRICAL CONDUCTIVE CONVOLUTED HOSE	85
PH782	PTFE - CONVOLUTED HOSE WITH HELIX WIRE AND STAINLESS STEEL - STANDARD WALL	85
PH783	PTFE - CONVOLUTED HOSE WITH HELIX WIRE AND POLYPROPYLENE YARN -STANDARD WALL	86
PH785	PTFE - CONVOLUTED HOSE WITH POLYPROPYLENE YARN - STANDARD WALL	86
PH775	PTFE - GAS HOSE - ARAMID	86
PH776	PTFE - GAS HOSE - 1W	87
PH777	PTFE - BRAKE FLUID HOSE	87
PH778	PTFE - NITROGEN GAS HOSE	87

UHP HOSE		
PH902	2 SPIRALS OF HIGH TENSILE STEEL WIRE	89
PH902P	2 SPIRALS OF HIGH TENSILE STEEL WIRE, 1 BRAID OF STEEL WIRE	89
PH902Q	4 SPIRALS OF HIGH TENSILE STEEL WIRE, 2 DENSE AND 2 OPEN LAYERS	90
PH902QL		
PH902QZ		
PH903	2 SPIRALS OF HIGH TENSILE STEEL WIRE, 1 BRAID OF G.I STEEL WIRE	90
PH904	4 SPIRALS OF HIGH TENSILE STEEL WIRE	91
PH904R	4 SPIRALS OF HIGH TENSILE STEEL WIRE	91
PH906	6 SPIRALS OF HIGH TENSILE STEEL WIRE	92
PH906R	6 SPIRALS OF HIGH TENSILE STEEL WIRE	92
PH908	8 SPIRALS OF HIGH TENSILE STEEL WIRE	93

PVC HOSE		
PH360	PNEUMATIC TOOL HOSE	94
PH361	SUPER SPRAY HOSE	94
PH362	WELDING HOSE	94
PH365	AIR / WATER HOSE	95
PH365L	AIR / WATER HOSE - LIGHT DUTY	95
PH367	PVC BRAIDED HOSE	96
PH367L	PVC BRAIDED HOSE - LIGHT DUTY	96
PH368	MULTIPURPOSE HOSE	96

COMPOSITE HOSE		
PH801	POLY - TANKER HOSE - 7 BAR	97
PH802	POLY - OIL HOSE - 10 BAR	97
PH803	POLY - AVIATION FUEL HOSE - 7 BAR	97
PH804	POLY - FUEL HOSE - 7 BAR	98
PH805	POLY - PTFE CHEMICAL HOSE - 10 BAR	98
PH806	POLY - CHEMICAL HOSE SS - 10 BAR	98
PH807	POLY - CHEMICAL HOSE PP - 10 BAR	99
PH808	POLY - CHEMICAL DOCK HOSE - 14 BAR	99
PH809	POLY - DOCK PTFE HOSE - 14 BAR	99
PH810	POLY - DOCK PG HOSE - 14 BAR	99
PH811	POLY - OIL DOCK HOSE - 14 AR	100

COMPOSITE HOSE - FITTINGS	101-103
---------------------------	---------

SS FLEXIBLE HOSE	
CORRUGATED FLEXIBLE HOSES - 304 / 321 / 316L	104 -105

HYDRAULIC FITTING	
CODIFICATION / REFERENCE / INSERT AND FERRULE CHART	106-122

ACCESSORIES - SPIRAL HOSE GUARD	123
---------------------------------	-----

ASSEMBLY MANUAL	124-130
-----------------	---------

CHEMICAL RESISTANCE CHART	131-137
---------------------------	---------

# RUBBER - HYDRAULIC - LOW & MEDIUM PRESSURE HOSE

## PH 253 - R1AT / 1 SN

Applicable Standard : SAEJ517-100R1AT / EN 853-1SN / ISO 1436

### Construction

Core Black colour, Synthetic rubber resistant to oil and water

Reinforcement Single steel wire braid

Cover Black colour, Synthetic rubber resistant to abrasion and weather, oil & ozone

Application Medium Pressure Hydraulic Lines 10 to 250 bar. For use with petroleum, synthetic or water based fluids in Hydraulic systems. Suitable for Agricultural, Earthmoving & Material handling equipments and machineries/systems

Note: Use Item Code PH553 for low temp (-55°C to +100°C);

PH255 for high temp MSHA Cover (-40°C to +135°C); PH291 for ultra high temp MSHA Cover (-40°C to +150°C)

PH298 for UHMWPE cover; Sizes 2-1/2" to 4" are not covered under SAEJ517-100R1AT/EN 853-1SN



Item Code	Dash Size	DN	ID		OD		WP		BP		BR/r		W kg/m
			inch	mm	inch	mm	psi	bar	psi	bar	inch	mm	
PH253-03	-03	05	3/16	5.1	0.45	11.5	3625	250	14500	1000	3.5	90	0.205
PH253-04	-04	06	1/4	6.7	0.52	13.1	3265	225	13050	900	3.9	100	0.262
PH253-05	-05	08	5/16	8.2	0.58	14.7	3120	215	12470	860	4.5	115	0.283
PH253-06	-06	10	3/8	9.8	0.67	17.1	2610	180	10440	720	4.9	125	0.383
PH253-08	-08	12	1/2	13.1	0.80	20.2	2320	160	9280	640	7.1	180	0.438
PH253-10	-10	16	5/8	16.2	0.92	23.3	1885	130	7540	520	7.9	200	0.536
PH253-12	-12	19	3/4	19.3	1.07	27.3	1525	105	6090	420	9.4	240	0.675
PH253-16	-16	25	1	25.9	1.39	35.3	1305	90	5150	355	11.8	300	1.008
PH253-20	-20	31	1.1/4	32.4	1.69	43.0	945	65	3700	255	16.5	420	1.443
PH253-24	-24	38	1.1/2	38.7	1.97	50.1	725	50	2900	200	19.7	500	1.735
PH253-32	-32	51	2	51.3	2.50	63.4	580	40	2320	160	24.8	630	2.352
PH253-40	-40	63	2.1/2	63.5	2.99	76.0	580	40	2105	145	29.9	760	2.640
PH253-48	-48	76	3	76.2	3.56	90.5	510	35	2030	140	35.4	900	3.798
PH253-64	-64	100	4	101.6	4.61	117.0	145	10	580	40	46.1	1170	4.928



Temperature Range: Continuous: -40°C to +100°C Intermittent: +120°C

Impulse Cycles: 150,000; Tested upto 300,000 cycles, upto 1" I.D

## PH 254 - R2 AT / 2SN

Applicable Standard : SAE J517-100 R2AT / EN 853-2SN / ISO 1436

### Construction

Core Black colour, Synthetic rubber resistant to oil and water

Reinforcement Double steel wire braids

Cover Black colour, Synthetic rubber resistant to abrasion and weather, oil & ozone

Application High Pressure Hydraulic Lines 50 to 415 bar. For use with petroleum, synthetic or water based fluids in Hydraulic systems. Suitable for Agricultural, Earthmoving & Material handling equipments and machineries/systems

Note: Use Item Code PH554 for low temp (-55°C to +100°C) ; PH256 for high temp MSHA Cover (-40°C to +135°C);

PH292 for ultra high temp (-40°C to +150°C); PH299 for UHMWPE cover;

3" & 4" are not covered under SAEJ517-100R1AT/EN 853



Item Code	Dash Size	DN	ID		OD		WP		BP		BR/r		W kg/m
			inch	mm	inch	mm	psi	bar	psi	bar	inch	mm	
PH254-03	-03	05	3/16	5.1	0.52	13.1	6020	415	24070	1660	3.5	90	0.319
PH254-04	-04	06	1/4	6.7	0.58	14.7	5800	400	23200	1600	3.9	100	0.386
PH254-05	-05	08	5/16	8.2	0.64	16.3	5075	350	20300	1400	4.5	115	0.458
PH254-06	-06	10	3/8	9.8	0.74	18.7	4785	330	19140	1320	4.9	125	0.590
PH254-08	-08	12	1/2	13.1	0.86	21.8	3990	275	15950	1100	7.1	180	0.679
PH254-10	-10	16	5/8	16.2	0.98	25.0	3625	250	14500	1000	7.9	200	0.825
PH254-12	-12	19	3/4	19.3	1.14	28.9	3120	215	12470	860	9.4	240	1.009
PH254-16	-16	25	1	25.9	1.48	37.5	2395	165	9570	660	11.8	300	1.457
PH254-20	-20	31	1.1/4	32.4	1.87	47.6	1815	125	7250	500	16.5	420	2.272
PH254-24	-24	38	1.1/2	38.7	2.13	54.0	1305	90	5220	360	19.7	500	2.620
PH254-32	-32	51	2	51.3	2.63	66.7	1160	80	4640	320	24.8	630	3.381
PH254-40	-40	63	2.1/2	63.5	3.15	80.0	1015	70	4060	280	29.9	760	4.443
PH254-48	-48	76	3	76.2	3.68	93.4	800	55	3190	220	35.4	900	5.459
PH254-64	-64	100	4	101.6	4.67	118.5	725	50	2900	200	46.5	1180	5.887



Temperature Range: Continuous: -40°C to +100°C Intermittent: +120°C

Impulse Cycles: 2,00,000; Tested upto 4,00,000 cycles, upto 1" I.D



## PH 176 - TRIFLEX

Polyhose Proprietary Product

### Construction

Core	Black colour, synthetic rubber resistant to oil
Reinforcement	Three high tensile steel braids
Cover	Black colour, Synthetic rubber resistant to abrasion and weather, oil & ozone
Application	High Pressure for forest industry. Compatible with mineral, vegetable oils, glycol, polyglycol based, synthetic ester based oils, oils in water emulsion



Item Code	Dash Size	DN	ID		RI OD		OD		WP		BP		BR/r		W kg/m
			inch	mm	inch	mm	inch	mm	psi	bar	psi	bar	inch	mm	
PH176-06	-06	10	3/8	9.5	0.70	17.7	0.84	21.3	7250	500	29000	2000	7.09	180	0.832
PH176-08	-08	12	1/2	12.7	0.81	20.5	0.96	24.3	6815	470	27260	1880	9.06	230	1.017
PH176-10	-10	16	5/8	16.0	0.96	24.4	1.10	28.0	5945	410	23780	1640	9.84	250	1.199
PH176-12	-12	19	3/4	19.0	1.09	27.8	1.24	31.5	5440	375	21750	1500	11.81	300	1.457
PH176-16	-16	25	1	25.4	1.37	34.7	1.52	38.7	4570	315	18270	1260	13.39	340	1.902



Temperature Range: Continuous: -40°C to +100°C

## PH 257 - 1SC

Applicable Standard : EN 857 - 1SC / ISO 11237-1

### Construction

Core	Black colour, synthetic rubber resistant to oil & water
Reinforcement	Single steel wire braid
Cover	Black colour, Synthetic rubber resistant to abrasion and weather, oil & ozone
Application	Medium Pressure Hydraulic Lines 75 to 225 bar requiring compact outer dia, and high flexibility for use with petroleum, synthetic or water based fluids in Hydraulic systems. Suitable for Agricultural, Construction & Material handling equipments and machineries/systems



Note: Use Item Code PH167 for high temp (-40°C to + 135°C); PH557 for low temp (-55°C to + 100°C); PH169 for ultra high temp (-40°C to + 150°C); PH157 for non MSHA cover (-40°C to + 100°C); 1-1/4" 1SC not covered under EN 857

Item Code	Dash Size	DN	ID		OD		WP		BP		BR/r		W kg/m
			inch	mm	inch	mm	psi	bar	psi	bar	inch	mm	
PH257-04	-04	06	1/4	6.7	0.51	13.0	3265	225	13050	900	3.0	75	0.216
PH257-05	-05	08	5/16	8.2	0.56	14.1	3120	215	12470	860	3.3	85	0.242
PH257-06	-06	10	3/8	9.8	0.64	16.3	2610	180	10440	720	3.5	90	0.308
PH257-08	-08	12	1/2	13.1	0.79	20.1	2320	160	9280	640	5.1	130	0.442
PH257-10	-10	16	5/8	16.2	0.89	22.5	1885	130	7540	520	5.9	150	0.481
PH257-12	-12	19	3/4	19.3	1.03	26.2	1525	105	6090	420	7.1	180	0.596
PH257-16	-16	25	1	25.9	1.35	34.2	1305	90	5150	355	9.1	230	0.885
PH257-20	-20	31	1.1/4	32.1	1.65	42.0	1090	75	4350	300	11.8	300	1.087



Temperature Range: Continuous: -40°C to +100°C Intermittent: +120°C

## PH 258 - 2SC

Applicable Standard : EN 857 - 2SC / SAE 100 R16 / ISO 11237-1

### Construction

**Core** Black colour, Synthetic rubber resistant to oil and water

**Reinforcement** Double steel wire braids

**Cover** Black colour, Synthetic rubber resistant to abrasion and weather, oil & ozone

**Application** High Pressure Hydraulic Lines 125 to 400 bar and requiring compact outer dia, and high flexibility for use with petroleum, synthetic or water based fluids in Hydraulic systems. Suitable for Agricultural, Earthmoving & Material handling equipments/machineries and systems



**Note:** Use Item Code PH158 for non MSHA cover (-40°C to +100°C);

PH168 for high temp(-40°C to +135°C);PH170 Ultra for extra high temp(-40°C to +150°C);

PH558 for low temp (-55°C to +100°C); PH260 for UHMWPE cover

Item Code	Dash Size	DN	ID		OD		WP		BP		BR/r		W kg/m
			inch	mm	inch	mm	psi	bar	psi	bar	inch	mm	
PH258-04	-04	06	1/4	6.7	0.55	13.9	5800	400	23200	1600	2.0	50	0.323
PH258-05	-05	08	5/16	8.2	0.60	15.2	5075	350	20300	1400	2.2	55	0.366
PH258-06	-06	10	3/8	9.8	0.70	17.9	4785	330	19140	1320	2.6	65	0.466
PH258-08	-08	12	1/2	13.1	0.83	21.1	3990	275	15950	1100	3.5	90	0.624
PH258-10	-10	16	5/8	16.3	0.96	24.4	3625	250	14500	1000	3.9	100	0.736
PH258-12	-12	19	3/4	19.3	1.11	28.3	3120	215	12470	860	4.7	120	0.932
PH258-16	-16	25	1	25.9	1.42	36.1	2395	165	9570	660	5.9	150	1.324
PH258-20	-20	31	1.1/4	32.2	1.73	43.9	1815	125	7250	500	8.3	210	1.750



**Temperature Range:** Continuous: -40°C to +100°C Intermittent: +120°C

**Impulse Cycles:** 200,000 cycles

## PH 293 -R17

Applicable Standard : SAE J517 - 100 R17

### Construction

**Core** Black colour, Synthetic rubber resistant to oil and water

**Reinforcement** Single or Double steel wire braids

**Cover** Black colour, Synthetic rubber resistant to abrasion and weather, oil & ozone

**Application** Constant Pressure Hydraulic Lines 210 bar and requires half bend radius for use with petroleum, synthetic or water based fluids in Hydraulic systems. Suitable for Agricultural, Construction & Material handling equipments/machineries and systems



**Note:** Use Item Code PH294 MSHA AX UHMWPE

Item Code	Dash Size	DN	ID		OD		WP		BP		BR/r		W kg/m
			inch	mm	inch	mm	psi	bar	psi	bar	inch	mm	
PH293-04	-04	06	1/4	6.6	0.50	12.8	3045	210	12180	840	2.0	50	0.218
PH293-05	-05	08	5/16	8.1	0.56	14.3	3045	210	12180	840	2.2	55	0.253
PH293-06	-06	10	3/8	9.7	0.64	16.3	3045	210	12180	840	2.6	65	0.303
PH293-08	-08	12	1/2	12.9	0.80	20.3	3045	210	12180	840	3.5	90	0.446
PH293-10	-10	16	5/8	16.1	0.99	25.1	3045	210	12180	840	3.9	100	0.791
PH293-12	-12	19	3/4	19.2	1.16	29.4	3045	210	12180	840	4.7	120	0.994
PH293-16	-16	25	1	25.7	1.48	37.5	3045	210	12180	840	5.9	150	1.614



**Temperature Range:** Continuous: -40°C to +100°C Intermittent: Max.+120°C

**Impulse Cycles:** 200,000 cycles



## PH 213 - 3000 PSI

Polyhose Proprietary Product

### Construction

Core Black colour, synthetic rubber resistant to oil & weather

Reinforcement Single or double steel wire braids

Cover Black colour, synthetic rubber resistant to abrasion and weather, oil & ozone

Application Constant pressure hydraulic lines 210 bar for use with petroleum, synthetic or water based fluids in hydraulic systems. Suitable for Agricultural, Construction & material handling equipments/systems



Item Code	Dash Size	DN	ID		OD		WP		BP		BR/r		W kg/m
			inch	mm	inch	mm	psi	bar	psi	bar	inch	mm	
PH213 -04	-04	06	1/4	6.7	0.48	12.2	3000	210	12000	830	2.17	55	0.216
PH213 -05	-05	08	5/16	8.2	0.55	14.0	3000	210	12000	830	2.17	55	0.242
PH213 -06	-06	10	3/8	9.8	0.63	16.1	3000	210	12000	830	2.56	65	0.303
PH213 -08	-08	12	1/2	13.1	0.80	20.2	3000	210	12000	830	3.54	90	0.446
PH213 -10	-10	16	5/8	16.2	0.94	23.8	3000	210	12000	830	3.94	100	0.736
PH213 -12	-12	19	3/4	19.3	1.00	25.3	3000	210	12000	830	4.72	120	0.994
PH213 -16	-16	25	1	25.9	1.47	37.3	3000	210	12000	830	5.91	150	1.449



Temperature Range: Continuous: -40°C to +100°C Intermittent: +120°C

## PH 214 - 4000 PSI

Polyhose Proprietary Product

### Construction

Core Black colour, synthetic rubber resistant to oil & weather

Reinforcement Single or double steel wire braids

Cover Black Colour, Synthetic rubber resistant to abrasion and weather, oil & ozone

Application Constant pressure hydraulic lines 280 bar for use with petroleum, synthetic or water based fluids in hydraulic systems. Suitable for Agricultural, Construction & material handling equipments/systems



Item Code	Dash Size	DN	ID		OD		WP		BP		BR/r		W kg/m
			inch	mm	inch	mm	psi	bar	psi	bar	inch	mm	
PH214 -04	-04	06	1/4	6.7	0.57	14.5	4000	280	16000	1105	3.94	100	0.186
PH214 -05	-05	08	5/16	8.2	0.59	14.9	4000	280	16000	1105	3.35	85	0.366
PH214 -06	-06	10	3/8	9.8	0.67	17.0	4000	280	16000	1105	3.54	90	0.466
PH214 -08	-08	12	1/2	13.1	0.80	20.4	4000	280	16000	1105	5.12	130	0.624
PH214 -10	-10	16	5/8	16.2	0.92	23.4	4000	280	16000	1105	9.84	250	0.736
PH214 -12	-12	19	3/4	19.3	1.10	28.0	4000	280	16000	1105	11.81	300	0.901



Temperature Range: Continuous: -40°C to +100°C Intermittent: +120°C

PH 215 - 5000 PSI

Polyhose Proprietary Product

Construction

Core Black colour, synthetic rubber resistant to oil & water

Reinforcement Double steel wire braids

Cover Black colour, Synthetic rubber resistant to abrasion and weather, oil & ozone

Application Constant pressure hydraulic lines 345 bar for use with petroleum, synthetic or water based fluids in hydraulic systems. Suitable for agricultural, construction & material handling equipments/systems



Item Code	Dash Size	DN	ID		OD		WP		BP		BR/r		W
			inch	mm	inch	mm	psi	bar	psi	bar	inch	mm	kg/m
PH215 -04	-04	06	1/4	6.7	0.52	13.2	5000	345	20000	1380	3.94	100	0.323
PH215 -05	-05	08	5/16	8.2	0.59	14.9	5000	345	20000	1380	4.53	115	0.366
PH215 -06	-06	10	3/8	9.8	0.67	17.1	5000	345	20000	1380	5.12	130	0.466
PH215 -08	-08	12	1/2	13.1	0.80	20.4	5000	345	20000	1380	7.09	180	0.624



Temperature Range: Continuous: -40°C to +100°C Intermittent: +120°C

PH 216 - 6000 PSI

Polyhose Proprietary Product

Construction

Core Black colour, synthetic rubber resistant to oil & water

Reinforcement Double steel wire braids

Cover Black colour, Synthetic rubber resistant to abrasion and weather, oil & ozone

Application Constant pressure hydraulic lines 415 bar for use with petroleum, synthetic or water based fluids in hydraulic systems. Suitable for agricultural, construction & material handling equipments/systems



Item Code	Dash Size	DN	ID		OD		WP		BP		BR/r		W
			inch	mm	inch	mm	psi	bar	psi	bar	inch	mm	kg/m
PH216 -04	-04	06	1/4	6.7	0.52	13.2	6000	415	24000	1660	2.95	75	0.323
PH216 -05	-05	08	5/16	8.2	0.61	15.5	6000	415	24000	1660	2.36	60	0.367
PH216 -06	-06	10	3/8	9.8	0.69	17.6	6000	415	24000	1660	3.54	90	0.540



Temperature Range: Continuous: -40°C to +100°C Intermittent: +120°C



## PH 296 - 1SNX - HP

Applicable Standard : Exceeds EN 857



### Construction

**Core** Black colour, Synthetic rubber resistant to oil and water

**Reinforcement** Single steel wire braid

**Cover** Black colour, Synthetic rubber resistant to abrasion and weather, oil & ozone

**Application** Medium Pressure Hydraulic Lines 110 to 290 bar and requires compact outer dia, and high flexibility for use with petroleum, synthetic or water based fluids in Hydraulic systems. Suitable for Agricultural, Construction & Material handling equipments and machineries/systems

Item Code	Dash Size	DN	ID		OD		WP		BP		BR/r		W kg/m
			inch	mm	inch	mm	psi	bar	psi	bar	inch	mm	
PH296-04	-04	06	1/4	6.7	0.47	12.0	4205	290	16820	1160	1.6	40	0.186
PH296-05	-05	08	5/16	8.2	0.55	14.0	3625	250	14500	1000	2.2	55	0.235
PH296-06	-06	10	3/8	9.8	0.63	16.0	3335	230	13340	920	2.6	65	0.295
PH296-08	-08	12	1/2	13.1	0.75	19.0	2900	200	11600	800	3.1	80	0.377
PH296-10	-10	16	5/8	16.2	0.87	22.0	2175	150	8700	600	4.1	105	0.454
PH296-12	-12	19	3/4	19.3	1.02	26.0	1815	125	7250	500	4.7	120	0.582
PH296-16	-16	25	1	25.9	1.30	33.0	1595	110	6380	440	6.3	160	0.804
PH296-20	-20	31	1.1/4	32.0	1.73	44.0	1450	100	5800	400	11.8	300	1.516



Temperature Range: Continuous: -40°C to +100°C  
Impulse Cycles: 150,000 cycles

## PH 297 - 2SNX - HP

Applicable Standard : Exceeds SAE100R16/EN 857



### Construction

**Core** Black colour, Synthetic rubber resistant to oil and water

**Reinforcement** Double steel wire braids

**Cover** Black colour, Synthetic rubber resistant to abrasion and weather, oil & ozone

**Application** High Pressure Hydraulic Lines 175 to 450 bar and requires compact outer dia, and high flexibility for use with petroleum, synthetic or water based fluids in Hydraulic systems. Suitable for Agricultural, Earthmoving & Material handling equipments and machineries/systems

Item Code	Dash Size	DN	ID		OD		WP		BP		BR/r		W kg/m
			inch	mm	inch	mm	psi	bar	psi	bar	inch	mm	
PH297-04	-04	06	1/4	6.7	0.53	13.4	6525	450	26100	1800	1.8	45	0.299
PH297-05	-05	08	5/16	8.2	0.59	15.0	6090	420	24360	1680	2.4	60	0.367
PH297-06	-06	10	3/8	9.8	0.69	17.4	5585	385	22330	1540	2.8	70	0.472
PH297-08	-08	12	1/2	13.1	0.81	20.6	5005	345	20010	1380	3.5	90	0.618
PH297-10	-10	16	5/8	16.2	0.94	24.0	4205	290	16820	1160	5.1	130	0.745
PH297-12	-12	19	3/4	19.3	1.09	27.7	4060	280	16240	1120	6.3	160	0.901
PH297-16	-16	25	1	25.9	1.40	35.6	2900	200	11600	800	8.3	210	1.261
PH297-20	-20	31	1.1/4	32.0	1.73	44.0	2540	175	10150	700	11.8	300	1.960



Temperature Range: Continuous: -40°C to +100°C  
Impulse Cycles: 200,000 cycles

## PH 190 - SLIM PILOT

Polyhose Proprietary Product

### Construction

**Core** Black colour, synthetic rubber resistant to oil & water

**Reinforcement** Single steel wire braid

**Cover** Black colour, Synthetic rubber resistant to abrasion and weather, oil & ozone

**Application** Medium Pressure hydraulic lines 105 bar and requires compact outer dia. For use with petroleum based fluids, water based fluids in Hydraulic systems. Suitable for Agricultural, Earth Moving & Material handling equipments and machineries/systems



**Note:** Use Item Code PH 290 for MSHA Cover

Item Code	Dash Size	DN	ID		OD		WP		BP		BR/r		W kg/m
			inch	mm	inch	mm	psi	bar	psi	bar	inch	mm	
PH190-04	-04	06	1/4	6.4	0.44	11.2	1525	105	6020	415	1.2	30	0.169
PH190-05	-05	08	5/16	8.0	0.50	12.8	1525	105	6020	415	1.4	35	0.193
PH190-06	-06	10	3/8	9.5	0.56	14.3	1525	105	6020	415	2.0	50	0.272
PH190-08	-08	12	1/2	12.7	0.69	17.4	1525	105	6020	415	2.4	60	0.294



**Temperature Range:** Continuous: -40°C to +100°C

## PH 142 - 2 WB - 09 Series

Polyhose Proprietary Product

### Construction

**Core** Black colour, synthetic rubber resistant to oil & water

**Reinforcement** Double high tensile wire braids

**Cover** Black colour, Synthetic rubber resistant to abrasion and weather, oil & ozone

**Application** High Pressure Hydraulic Lines 210 Bar to 400 Bar. For High pressure hydraulic systems



Item Code	Dash Size	DN	ID		OD		WP		BP		BR/r		W kg/m
			inch	mm	inch	mm	psi	bar	psi	bar	inch	mm	
PH142-06	-06	10	3/8	9.5	0.75	19.1	5800	400	23200	1600	5.1	130	0.571
PH142-08	-08	12	1/2	12.7	0.87	22.2	5005	345	20010	1380	7.1	180	0.689
PH142-10	-10	16	5/8	16.0	1.00	25.4	4350	300	17400	1200	7.9	200	0.811
PH142-12	-12	19	3/4	19.0	1.16	29.4	3845	265	15370	1060	9.4	240	1.029
PH142-16	-16	25	1	25.4	1.48	37.5	3045	210	12180	840	11.8	300	1.503



**Temperature Range:** Continuous: -40°C to +100°C

## PH 143 - R1A/1ST

Applicable Standard : SAEJ517 - 100 R1A

### Construction

**Core** Black colour, synthetic rubber resistant to oil & water

**Reinforcement** Single steel wire braid

**Cover** Black colour, Synthetic rubber resistant to abrasion and weather, oil & ozone

**Application** Medium Pressure Hydraulic Lines 35 to 40 bar. For use with petroleum, synthetic or water based fluids in Hydraulic systems. Suitable for Agricultural, Earthmoving & Material handling equipments and machineries/systems



Item Code	Dash Size	DN	ID		OD		WP		BP		BR/r		W kg/m
			inch	mm	inch	mm	psi	bar	psi	bar	inch	mm	
PH143-32	-32	51	2	51	2.64	67.0	580	40	2320	160	24.8	630	2.801
PH143-48	-48	76	3	76	3.62	92.0	510	35	2030	140	35.4	900	3.936



**Temperature Range:** Continuous: -40°C to +100°C

## PH 144 - R2A/2ST

Applicable Standard : SAEJ517 - 100 R2A



### Construction

Core Black colour, Synthetic rubber resistant to oil and water

Reinforcement Double steel wire braids

Cover Black colour, Synthetic rubber resistant to abrasion and weather, oil & ozone

Application Medium Pressure Hydraulic Lines 55 to 80 bar. For use with petroleum, synthetic or water based fluids in Hydraulic systems. Suitable for Agricultural, Earthmoving & Material handling equipments and machineries/systems

Item Code	Dash Size	DN	ID		OD		WP		BP		BR/r		W
			inch	mm	inch	mm	psi	bar	psi	bar	inch	mm	kg/m
PH144-32	-32	51	2	51.0	2.76	70.0	1160	80	4640	320	24.8	630	3.729
PH144-48	-48	76	3	76.0	3.66	93.0	800	55	3190	220	35.4	900	5.167



Temperature Range: Continuous: -40°C to +100°C

## PH 145 – HYDRAULIC OIL S & D HOSE

Applicable Standard : SAE J517 - 100 R4



### Construction

Core Black colour, synthetic rubber resistant to oil

Reinforcement Synthetic Yarn fabric with Steel Wire Helix

Cover Black colour, Synthetic rubber resistant to abrasion and weather, oil & ozone

Application For suction return line of Hydraulic Oil in Industrial and Earthmoving Equipments

Note: 1.3/4" not covered under SAE 100 R4

Item Code	Dash Size	DN	ID		OD		WP		BP		BR/r		W
			inch	mm	inch	mm	psi	bar	psi	bar	inch	mm	kg/m
PH145-12	-12	19	3/4	19.0	1.18	30.0	365	25	1235	85	2.56	65	0.605
PH145-16	-16	25	1	25.0	1.50	38.0	290	20	1015	70	2.95	75	0.820
PH145-20	-20	31	1.1/4	32.0	1.77	45.0	220	15	870	60	4.13	105	1.100
PH145-24	-24	38	1.1/2	38.0	2.05	52.0	220	15	655	45	4.92	125	1.310
PH145-28	-28	44	1.3/4	45.0	2.20	56.0	145	10	435	30	5.91	150	1.420
PH145-32	-32	51	2	51.0	2.50	63.6	145	10	435	30	5.91	150	1.590
PH145-40	-40	63	2.1/2	64.0	3.00	76.2	75	5	290	20	7.09	180	2.400
PH145-48	-48	76	3	76.0	3.54	90.0	75	5	290	20	9.45	240	2.830
PH145-56	-56	89	3.1/2	89.0	4.05	103.0	75	5	290	20	10.24	260	3.500
PH145-64	-64	100	4	102.0	4.57	116.0	75	5	145	10	11.81	300	4.120



Temperature Range: Continuous: -40°C to +100°C  
Vacuum: -0.17 bar



# RUBBER - HYDRAULIC - LOW & MEDIUM PRESSURE HOSE

## PH 146 - R5

Applicable Standard : SAE J517 - 100 R5

### Construction

Core Black colour, Synthetic rubber resistant to oil and water

Reinforcement Single steel wire braid

Cover Black Colour, single braid of textile fiber

Application Medium Pressure Hydraulic Lines 25 to 210 bar for use with fluids in Hydraulic systems can also be used in air and water. Suitable for Agricultural, Earthmoving & Material handling equipments and machineries/systems



Note: Use Item Code PH141 for rubber cover; 2", 2-1/2", 3" are not covered under SAE 100R5

Item Code	Dash Size	DN	ID		OD		WP		BP		BR/r		W kg/m
			inch	mm	inch	mm	psi	bar	psi	bar	inch	mm	
PH146-04	-04	05	3/16	5.1	0.52	13.2	3045	210	12180	840	3.0	75	0.228
PH146-05	-05	06	1/4	6.8	0.58	14.8	3045	210	12180	840	3.3	85	0.281
PH146-06	-06	08	5/16	8.3	0.68	17.15	2320	160	9135	630	3.9	100	0.343
PH146-08	-08	10	13/32	10.7	0.77	19.45	2030	140	8120	560	4.5	115	0.405
PH146-10	-10	12	1/2	13.2	0.92	23.4	1815	125	7105	490	5.5	140	0.549
PH146-12	-12	16	5/8	16.4	1.08	27.4	1525	105	6090	420	6.5	165	0.702
PH146-16	-16	22	7/8	22.7	1.24	31.4	870	60	3265	225	7.3	185	0.702
PH146-20	-20	30	1.1/8	29.2	1.50	38.1	655	45	2540	175	9.1	230	0.905
PH146-24	-24	35	1.3/8	35.5	1.75	44.45	510	35	2030	140	10.4	265	1.295
PH146-32	-32	45	1.13/16	46.6	2.22	56.4	365	25	1450	100	13.2	335	1.572
PH146-32	-32	51	2	51.0	2.48	63.0	365	25	1450	100	24.0	610	1.819
PH146-40	-40	60	2.3/8	61.1	2.87	73.0	365	25	1450	100	24.0	610	2.320
PH146-40	-40	63	2.1/2	63.5	2.95	75.0	510	35	2030	140	29.5	750	2.220
PH146-48	-48	76	3	76.0	3.50	89.0	510	35	2030	140	35.4	900	2.745



Temperature Range: Continuous: -40°C to +100°C for air application temp should be max +80°C and for water +90°C

## PH 186 - R5C XT

Polyhose Proprietary Product

### Construction

Core Black colour, Synthetic rubber resistant to oil

Reinforcement Single steel wire braid

Cover Blue polyester braid cover

Application Medium pressure hydraulic lines 25 bar to 210 bar use with Hydraulics handling petroleum based fluids and air, gasoline, fuel and lubricating oils, fire resistant hydraulic fluids & other industrial fluids



Item Code	Dash Size	DN	ID		OD		WP		BP		BR/r		W kg/m
			inch	mm	inch	mm	psi	bar	psi	bar	inch	mm	
PH186 -04	-04	05	3/16	4.8	0.52	13.2	3045	210	12180	840	2.99	76	0.209
PH186 -05	-05	06	1/4	6.4	0.58	14.7	3045	210	12180	840	3.39	86	0.264
PH186 -06	-06	08	5/16	7.9	0.68	17.3	2320	160	9280	640	4.02	102	0.297
PH186 -08	-08	10	13/32	10.4	0.77	19.6	2030	140	8120	560	4.61	117	0.352
PH186 -10	-10	12	1/2	12.7	0.92	23.4	1815	125	7250	500	5.51	140	0.539
PH186 -12	-12	16	5/8	16.0	1.08	27.4	1525	105	6090	420	6.50	165	0.638
PH186 -16	-16	22	7/8	22.4	1.23	31.2	870	60	3480	240	7.36	187	0.605
PH186 -20	-20	30	1.1/8	28.4	1.50	38.1	655	45	2610	180	8.98	228	0.748
PH186 -24	-24	35	1.3/8	35.1	1.75	44.5	510	35	2030	140	10.47	266	1.012
PH186 -32	-32	45	1.13/16	46.0	2.22	56.4	365	25	1450	100	13.23	336	1.408
PH186 -40	-40	60	2.3/8	60.1	2.88	73.2	365	25	1450	100	23.98	609	2.321



Temperature Range: Continuous: -49°C to +150°C Air not to exceed: +121°C  
Use with biodiesel not to exceed +100°C

## PH 150 - R3

Applicable Standard : SAE J517 - 100 R3



### Construction

Core Black colour, Synthetic rubber resistant to oil and weather

Reinforcement Double fiber braids

Cover Black colour, Synthetic rubber resistant to abrasion and weather, oil & ozone

Application Low pressure and impulse hydraulic lines 20 to 105 bar for use with petroleum, synthetic or water based fluids in Hydraulic systems. Suitable for Agricultural, Construction & Material handling equipments and machineries/systems

Note: Use Item Code PH250 for MSHA cover; 1-1/2" R3 not covered under SAE100R3

Item Code	Dash Size	DN	ID		OD		WP		BP		BR/r		W kg/m
			inch	mm	inch	mm	psi	bar	psi	bar	inch	mm	
PH150-03	-03	05	3/16	4.9	0.50	12.7	1525	105	6090	420	3.0	75	0.171
PH150-04	-04	06	1/4	6.5	0.56	14.3	1305	90	5075	350	3.0	75	0.186
PH150-05	-05	08	5/16	8.0	0.69	17.5	1235	85	4930	340	3.9	100	0.272
PH150-06	-06	10	3/8	9.6	0.75	19.0	1160	80	4570	315	3.9	100	0.326
PH150-08	-08	12	1/2	12.9	0.94	23.8	1015	70	4060	280	4.9	125	0.456
PH150-10	-10	16	5/8	16.1	1.06	27.0	945	65	3560	245	5.5	140	0.677
PH150-12	-12	19	3/4	19.2	1.25	31.8	800	55	3045	210	5.9	150	0.734
PH150-16	-16	25	1	25.6	1.50	38.1	580	40	2320	160	8.1	205	0.921
PH150-20	-20	31	1.1/4	32.1	1.75	44.5	435	30	1525	105	9.8	250	0.734
PH150-24	-24	38	1.1/2	38.5	2.00	50.8	290	20	1015	70	15.7	400	1.394



Temperature Range: Continuous: -40°C to +100°C

Impulse cycles: 200,000 cycles

## PH 147 - R6

Applicable Standard : SAE J517 - 100 R6



### Construction

Core Black colour, Synthetic rubber resistant to oil and water

Reinforcement Textile reinforcement

Cover Black colour, Synthetic rubber resistant to abrasion and weather, oil & ozone

Application Very low pressure hydraulic lines 15 to 35 bar for use with petroleum, synthetic or water based fluids in Hydraulic systems. Suitable for Agricultural, Stationary equipments and hydraulic systems

Note: 7/8", 1.1/4", 1.1/2" are not covered under SAE 100 R6

Use Item Code PH164 for high temperature (-40°C to +135°C); PH264 for MSHA high temperature (-40°C to +135°C)

Item Code	Dash Size	DN	ID		OD		WP		BP		BR/r		W kg/m
			inch	mm	inch	mm	psi	bar	psi	bar	inch	mm	
PH147-03	-03	05	3/16	4.8	0.44	11.1	510	35	2030	140	2.0	50	0.119
PH147-04	-04	06	1/4	6.4	0.50	12.7	435	30	1670	115	2.6	65	0.141
PH147-05	-05	08	5/16	8.0	0.56	14.3	435	30	1670	115	3.0	75	0.164
PH147-06	-06	10	3/8	9.5	0.63	15.9	435	30	1670	115	3.0	75	0.175
PH147-08	-08	12	1/2	12.7	0.78	19.8	435	30	1670	115	3.9	100	0.285
PH147-10	-10	16	5/8	15.9	0.91	23.0	365	25	1450	100	4.9	125	0.336
PH147-12	-12	19	3/4	19.1	1.05	26.6	365	25	1235	85	5.9	150	0.413
PH147-14	-14	22	7/8	22	1.22	31.0	290	20	1160	80	7.9	200	0.558
PH147-16	-16	25	1	25.6	1.33	33.8	220	15	870	60	7.9	200	0.605
PH147-20	-20	31	1.1/4	32.2	1.58	40.2	290	20	1160	80	9.8	250	0.739
PH147-24	-24	38	1.1/2	38.0	2.01	51.0	220	15	870	60	15.7	400	1.430



Temperature Range: Continuous: -40°C to +100°C

## PH 161 - 1TE

Applicable Standard : EN 854 - 1TE



### Construction

**Core** Black colour, Synthetic rubber resistant to oil and water

**Reinforcement** Single Textile Braid

**Cover** Black colour, Synthetic rubber resistant to abrasion and weather, oil & ozone

**Application** Very low pressure hydraulic lines 15 to 25 bar for use with petroleum, synthetic or water based fluids in Hydraulic systems. Suitable for Agricultural, Stationary equipments and hydraulic systems

**Note:** Use Item Code PH261 for MSHA Cover; PH171 for high temp (-40°C to +135°C);  
PH271 for high temp MSHA Cover (-40°C to +135°C); 3/4" not covered under EN 854

Item Code	Dash Size	DN	ID		OD		WP		BP		BR/r		W kg/m
			inch	mm	inch	mm	psi	bar	psi	bar	inch	mm	
PH161-04	-04	06	1/4	6.6	0.49	12.4	365	25	1450	100	1.8	45	0.131
PH161-05	-05	08	5/16	8.1	0.55	13.9	290	20	1160	80	2.6	65	0.150
PH161-06	-06	10	3/8	9.0	0.61	15.5	290	20	1160	80	3.0	75	0.181
PH161-08	-08	12	1/2	13.0	0.74	18.7	290	20	945	65	3.5	90	0.222
PH161-10	-10	16	5/8	16.1	0.90	22.9	290	20	945	65	4.5	115	0.327
PH161-12	-12	19	3/4	19.3	1.04	26.3	220	15	725	50	5.3	135	0.381
PH161-16	-16	25	1	25.8	1.34	34.0	220	15	725	50	5.9	150	0.643



**Temperature Range:** Continuous: -40°C to +100°C

## PH 162 - 2TE

Applicable Standard : EN 854 -2TE



### Construction

**Core** Black colour, Synthetic rubber resistant to oil and water

**Reinforcement** Single Textile braid

**Cover** Black colour, Synthetic rubber resistant to abrasion and weather, oil & ozone

**Application** Very low pressure hydraulic lines 40 to 75 bar for use with petroleum, synthetic or water based fluids in Hydraulic systems. Suitable for Agricultural, Stationary equipments and hydraulic systems

**Note:** Use Item Code PH262 for MSHA Cover; PH172 for high temp (-40°C to +135°C);  
PH272 for high temp MSHA Cover (-40°C to +135°C)

Item Code	Dash Size	DN	ID		OD		WP		BP		BR/r		W kg/m
			inch	mm	inch	mm	psi	bar	psi	bar	inch	mm	
PH162-04	-04	06	1/4	6.6	0.53	13.4	1090	75	4350	300	1.6	40	0.172
PH162-05	-05	08	5/16	8.1	0.59	14.9	1015	70	3990	275	2.0	50	0.199
PH162-06	-06	10	3/8	9.7	0.65	16.5	945	65	3700	255	2.4	60	0.230
PH162-08	-08	12	1/2	13.0	0.78	19.7	870	60	3410	235	2.8	70	0.298
PH162-10	-10	16	5/8	16.1	0.94	23.9	725	50	2900	200	3.5	90	0.409
PH162-12	-12	19	3/4	19.3	1.06	27.0	655	45	2610	180	4.3	110	0.494
PH162-16	-16	25	1	25.8	1.35	34.4	580	40	2320	160	5.9	150	0.694



**Temperature Range:** Continuous: -40°C to +100°C



## PH 163 - 3TE

Applicable Standard : EN 854 - 3TE



### Construction

- Core** Black colour, Synthetic rubber resistant to oil and water
- Reinforcement** Double Textile Braid
- Cover** Black colour, Synthetic rubber resistant to abrasion and weather, oil & ozone
- Application** Medium pressure and low impulse hydraulic lines 40 to 145 bar for use with petroleum, synthetic or water based fluids in Hydraulic systems. Suitable for Agricultural, Construction & Material handling equipments and machineries/systems

Note: Use Item Code PH263 for MSHA Cover; PH173 for high temp (-40°C to +135°C);  
PH273 for high temp MSHA Cover (-40°C to +135°C)

Item Code	Dash Size	DN	ID		OD		WP		BP		BR/r		W kg/m
			inch	mm	inch	mm	psi	bar	psi	bar	inch	mm	
PH163-04	-04	06	1/4	6.6	0.57	14.4	2105	145	8410	580	1.8	45	0.207
PH163-05	-05	08	5/16	8.1	0.67	16.9	1885	130	7540	520	2.2	55	0.278
PH163-06	-06	10	3/8	9.7	0.73	18.5	1595	110	6380	440	2.8	70	0.321
PH163-08	-08	12	1/2	13.0	0.85	21.7	1380	95	5440	375	3.3	85	0.389
PH163-10	-10	16	5/8	16.1	1.02	25.9	1160	80	4640	320	4.1	105	0.528
PH163-12	-12	19	3/4	19.3	1.14	29.0	1015	70	4060	280	5.1	130	0.604
PH163-16	-16	25	1	25.8	1.41	35.9	800	55	3190	220	5.9	150	0.812
PH163-20	-20	31	1.1/4	32.3	1.67	42.3	655	45	2610	180	7.5	190	0.819
PH163-24	-24	38	1.1/2	38.6	1.95	49.6	580	40	2320	160	9.4	240	1.178



Temperature Range: Continuous: -40°C to +100°C Temp for water based fluids: +90°C

## PH 175 - JACK HOSE

Polyhose Proprietary Product



### Construction

- Core** Black colour, synthetic rubber resistant to oil & water
- Reinforcement** Double wire Braids
- Cover** Black colour, Synthetic rubber resistant to abrasion and weather, oil & ozone
- Application** Hydraulic jacking system with petroleum and water based fluids. 10,000 PSI Static Pressure Only

Item Code	Dash Size	DN	ID		OD		WP		BP		BR/r		W kg/m
			inch	mm	inch	mm	psi	bar	psi	bar	inch	mm	
PH175-04	-04	06	1/4	6.4	0.58	14.7	10150	700	20300	1400	3.9	100	0.377
PH175-06	-06	10	3/8	9.5	0.74	18.8	10150	700	20300	1400	5.1	130	0.602
PH175-08	-08	12	1/2	13.0	0.86	21.8	10150	700	20300	1400	7.1	180	0.695



Temperature Range: Continuous: -40°C to +100°C

PH 513 - PW 3K - 1 WB

Polyhose Proprietary Product

Construction

- Core: Black colour, Synthetic rubber resistant to hot water
- Reinforcement: Single steel wire braid
- Cover: Black colour, Synthetic rubber resistant to abrasion and weather, oil & ozone
- Application: For pressure washer applications with a maximum pressure of 210 Bar. For cold and hot water up to 155 °C

Note: Also Available in Blue and Grey colour Covers on request, Not suitable for steam and oil applications

Item Code	Dash Size	DN	ID		OD		WP		BP		BR/r		W
			inch	mm	inch	mm	psi	bar	psi	bar	inch	mm	kg/m
PH513-04	-04	06	1/4	6.7	0.47	12.0	3000	210	9000	630	1.4	35	0.194
PH513-05	-05	08	5/16	8.2	0.55	13.6	3000	210	9000	630	2.6	65	0.231
PH513-06	-06	10	3/8	9.8	0.63	16.0	3000	210	9000	630	3.0	75	0.297
PH513-08	-08	12	1/2	13.1	0.79	19.6	3000	210	9000	630	3.9	100	0.411



Temperature Range: Continuous: -10°C to +155°C

PH 514 - PW 4K - 1 WB

Polyhose Proprietary Product

Construction

- Core: Black colour, Synthetic rubber resistant to hot water
- Reinforcement: Single steel wire braid
- Cover: Black colour, Synthetic rubber resistant to abrasion and weather, oil & ozone
- Application: For pressure washer applications with a maximum pressure of 280 Bar. For cold and hot water up to 155 °C

Note: Also Available in Blue and Grey colour Covers on request, Not suitable for steam and oil applications

Item Code	Dash Size	DN	ID		OD		WP		BP		BR/r		W
			inch	mm	inch	mm	psi	bar	psi	bar	inch	mm	kg/m
PH514-04	-04	06	1/4	6.7	0.47	12.0	4000	280	12000	830	1.4	35	0.194
PH514-05	-05	08	5/16	8.2	0.54	13.7	4000	280	12000	830	2.6	65	0.235
PH514-06	-06	10	3/8	9.8	0.63	16.0	4000	280	12000	830	3.0	75	0.305
PH514-08	-08	12	1/2	13.1	0.77	19.6	4000	280	12000	830	3.9	100	0.425



Temperature Range: Continuous: -10°C to +155°C

## PH 516 - PW 6K - 2 WB

Polyhose Proprietary Product

### Construction

Core Black colour, Synthetic rubber resistant to hot water

Reinforcement Double steel wire braids

Cover Black colour, Synthetic rubber resistant to abrasion and weather, oil & ozone

Application For pressure washer applications with a maximum pressure of 415 Bar. For cold and hot water up to 155 °C



Note: Also Available in Blue and Grey colour Covers on request, Not suitable for steam and oil applications

Item Code	Dash Size	DN	ID		OD		WP		BP		BR/r		W kg/m
			inch	mm	inch	mm	psi	bar	psi	bar	inch	mm	
PH516-04	-04	06	1/4	6.7	0.53	13.6	6000	415	18000	1245	3.0	75	0.360
PH516-05	-05	08	5/16	8.2	0.60	15.3	6000	415	18000	1245	3.3	85	0.372
PH516-06	-06	10	3/8	9.8	0.68	17.4	6000	415	18000	1245	3.5	90	0.449



Temperature Range: Continuous: -10°C to +155°C

## PH 521 - SUPER SERVICE HOSE

Applicable Standard : Exceeds EN 857 - 1SC / EN 1829-2

### Construction

Core Black colour, Synthetic rubber resistant to hot water

Reinforcement Single steel wire braid

Cover Black colour, Synthetic rubber resistant to abrasion and weather, oil & ozone. Also available Grey, Blue on request

Application Cleaning lines for lobby, and semi professional machines. High flexibility for use with minerals, glycols, polyglycols oils, synthetic ester oils, oils in water emulsion



Item Code	Dash Size	DN	ID		OD		WP		BP		BR/r		W kg/m
			inch	mm	inch	mm	psi	bar	psi	bar	inch	mm	
PH521-04	-04	06	1/4	6.7	0.47	12.0	5220	360	13050	900	3.0	75	0.195
PH521-05	-05	08	5/16	8.2	0.54	13.6	4930	340	12325	850	3.3	85	0.232
PH521-06	-06	10	3/8	9.8	0.63	16.0	4350	300	10875	750	3.5	90	0.312
PH521-08	-08	12	1/2	13.1	0.78	19.6	3625	250	9065	625	5.1	130	0.428



Temperature Range: Continuous: -40°C to +155°C

## PH 522 - SUPER SERVICE HOSE

Applicable Standard : Exceeds EN 857 - 2 SC / EN 1829-2

### Construction

Core Black colour, Synthetic rubber resistant to hot water

Reinforcement Two high tensile steel wire braid

Cover Black colour, Synthetic rubber resistant to abrasion and weather, oil & ozone. Also available Grey, Blue on request

Application Cleaning lines for lobby, and semi professional machines. High flexibility for use with minerals, glycols, polyglycols oils, synthetic ester oils, oils in water emulsion



Item Code	Dash Size	DN	ID		OD		WP		BP		BR/r		W kg/m
			inch	mm	inch	mm	psi	bar	psi	bar	inch	mm	
PH522-04	-04	06	1/4	6.7	0.52	13.2	9425	650	23200	1600	3.0	75	0.326
PH522-05	-05	08	5/16	8.2	0.59	14.9	7975	550	20300	1400	3.3	85	0.369
PH522-06	-06	10	3/8	9.8	0.67	17.0	7615	525	19140	1320	3.5	90	0.459
PH522-08	-08	12	1/2	13.1	0.80	20.4	6380	440	15950	1100	5.1	130	0.626



Temperature Range: Continuous: -40°C to +155°C



## PH 177 - SAE 100 R12

Applicable Standard : SAE J517 - 100 R12 / EN 856 - R12 / ISO 3862



### Construction

**Core** Black colour, Synthetic rubber resistant to oil and water

**Reinforcement** Four high tensile steel wire spiral

**Cover** Black colour, Synthetic rubber resistant to abrasion and weather, oil & ozone

**Application** Heavy duty high temperature medium pressure hydraulic lines 175 to 280 bar and hydrostatic transmission lines for use with petroleum, synthetic or water based fluids in Hydraulic systems. Suitable for Earthmoving, Material handling equipments and machineries/systems

Item Code	Dash Size	DN	ID		RI OD		OD		WP		BP		BR/r		W kg/m
			inch	mm	inch	mm	inch	mm	psi	bar	psi	bar	inch	mm	
PH177-06	-06	10	3/8	9.7	0.68	17.2	0.80	20.3	4060	280	16240	1120	2.52	64	0.660
PH177-08	-08	12	1/2	12.9	0.82	20.9	0.94	23.8	4060	280	16240	1120	3.50	89	0.852
PH177-10	-10	16	5/8	16.1	0.96	24.5	1.08	27.4	4060	280	16240	1120	7.87	200	1.134
PH177-12	-12	19	3/4	19.2	1.10	28.0	1.21	30.7	4060	280	16240	1120	4.76	121	1.059
PH177-16	-16	25	1	25.7	1.37	34.9	1.50	38.0	4060	280	16240	1120	6.02	153	1.980
PH177-20	-20	31	1.1/4	32.2	1.73	43.9	1.85	47.0	3045	210	12180	840	8.27	210	2.822
PH177-24	-24	38	1.1/2	38.5	1.98	50.4	2.11	53.5	2540	175	10150	700	10.00	254	3.229
PH177-32	-32	51	2	51.4	2.50	63.6	2.63	66.7	2540	175	10150	700	12.52	318	4.622



**Temperature Range:** Continuous: -40°C to +121°C

**Impulse cycles:** 500,000 cycles

## PH 178 - R13

Applicable Standard : SAE J 517 - 100 R13 / EN 856 - R13 / ISO 3862



### Construction

**Core** Black colour, Synthetic rubber resistant to oil and water

**Reinforcement** Four or Six high tensile steel wire spirals

**Cover** Black colour, Synthetic rubber resistant to abrasion and weather, oil & ozone

**Application** 350 bar super high pressure Hydraulic Lines and hydrostatic transmission lines. Also, suitable for impulse surge lines with more life cycles for use with petroleum, synthetic or water based fluids in Hydraulic systems. Suitable for Earthmoving equipments and machineries/systems

Item Code	Dash Size	DN	ID		RI OD		OD		WP		BP		BR/r		W kg/m
			inch	mm	inch	mm	inch	mm	psi	bar	psi	bar	inch	mm	
PH178-12	-12	19	3/4	19.2	1.14	29.0	1.26	32.1	5075	350	20300	1400	9.45	240	1.814
PH178-16	-16	25	1	25.7	1.40	35.6	1.52	38.7	5075	350	20300	1400	11.81	300	2.277
PH178-20	-20	31	1.1/4	32.2	1.85	47.0	1.96	49.8	5075	350	20300	1400	16.54	420	4.269
PH178-24	-24	38	1.1/2	38.5	2.17	55.1	2.26	57.3	5075	350	20300	1400	19.69	500	5.747
PH178-32	-32	51	2	51.4	2.67	67.7	2.80	71.1	5075	350	20300	1400	25.20	640	7.852



**Temperature Range:** Continuous: -40°C to +121°C

**Impulse cycles:** 500,000 cycles

## PH 279 - R15

Applicable Standard : SAE J517 -100 R15 / ISO 3862

### Construction

- Core Black colour, Synthetic rubber resistant to oil and water
- Reinforcement Four or Six high tensile steel wire spirals
- Cover Black colour, Synthetic rubber resistant to abrasion and weather, oil & ozone
- Application 420 bar super high pressure Hydraulic Lines and hydrostatic transmission lines. Also, suitable for impulse surge lines with more life cycles for use with petroleum, synthetic or water based fluids in Hydraulic systems. Suitable for Earthmoving equipments and machineries/systems



Note: 2" Not covered under SAE 100R15

Item Code	Dash Size	DN	ID		RI OD		OD		WP		BP		BR/r		W kg/m
			inch	mm	inch	mm	inch	mm	psi	bar	psi	bar	inch	mm	
PH279-12	-12	19	3/4	19.2	1.14	29.0	1.27	32.2	6090	420	24360	1680	10.43	265	1.814
PH279-16	-16	25	1	25.7	1.40	35.6	1.53	38.9	6090	420	24360	1680	12.99	330	2.277
PH279-20	-20	31	1.1/4	32.2	1.85	47.0	1.96	49.8	6090	420	24360	1680	17.52	445	4.269
PH279-24	-24	38	1.1/2	38.5	2.17	55.1	2.28	58.0	6090	420	24360	1680	20.87	530	5.747
PH279-32	-32	51	2	51.2	2.68	68.0	2.80	71.2	6090	420	24360	1680	23.62	600	8.217



Temperature Range: Continuous: -40°C to +121°C  
Impulse cycles: 500,000 cycles

## PH 277 - 4SP

Applicable Standard : EN 856 - 4SP / ISO 3862

### Construction

- Core Black colour, Synthetic rubber resistant to oil and water
- Reinforcement Four high tensile steel wire spirals
- Cover Black colour, Synthetic rubber resistant to abrasion and weather, oil & ozone
- Application Medium pressure Hydraulic Lines 165 to 450 bar and hydrostatic transmission lines for use with petroleum, synthetic or water based fluids in Hydraulic systems. Suitable for Earthmoving & Material handling equipments and machineries/systems



Item Code	Dash Size	DN	ID		RI OD		OD		WP		BP		BR/r		W kg/m
			inch	mm	inch	mm	inch	mm	psi	bar	psi	bar	inch	mm	
PH277-04	-04	06	1/4	6.6	0.58	14.7	0.70	17.9	6525	450	26100	1800	5.91	150	0.627
PH277-06	-06	10	3/8	9.7	0.69	17.5	0.84	21.4	6455	445	25810	1780	7.09	180	0.822
PH277-08	-08	12	1/2	13.0	0.80	20.4	0.97	24.6	6020	415	24070	1660	9.06	230	0.994
PH277-10	-10	16	5/8	16.2	0.94	23.8	1.11	28.2	5075	350	20300	1400	9.84	250	1.222
PH277-12	-12	19	3/4	19.3	1.12	28.4	1.27	32.2	5075	350	20300	1400	11.81	300	1.605
PH277-16	-16	25	1	25.9	1.40	35.5	1.56	39.7	4060	280	16240	1120	13.39	340	2.277
PH277-20	-20	31	1.1/4	32.4	1.81	46.0	2.00	50.8	3045	210	12180	840	18.11	460	3.368
PH277-24	-24	38	1.1/2	38.6	2.06	52.4	2.25	57.2	2685	185	10730	740	22.05	560	3.911
PH277-32	-32	51	2	51.3	2.57	65.3	2.75	69.8	2395	165	9570	660	25.98	660	5.185



Temperature Range: Continuous: -40°C to +100°C Intermittent: +120°C  
Impulse cycles: 400,000 cycles

# RUBBER - HYDRAULIC - HIGH PRESSURE SPIRAL HOSE

## PH 278 - 4SH

Applicable Standard : EN 856 - 4SH / ISO 3862

### Construction

**Core** Black colour, Synthetic rubber resistant to oil and water

**Reinforcement** Four high tensile steel wire spirals

**Cover** Black colour, Synthetic rubber resistant to abrasion and weather, oil & ozone

**Application** Extra high pressure Hydraulic Lines 250 to 420 bar and hydrostatic transmission lines for use with petroleum, synthetic or water based fluids in Hydraulic systems. Suitable for Earthmoving & Material handling equipments and machineries/systems



Item Code	Dash Size	DN	ID		RI OD		OD		WP		BP		BR/r		W kg/m
			inch	mm	inch	mm	inch	mm	psi	bar	psi	bar	inch	mm	
PH278-12	-12	19	3/4	19.4	1.12	28.4	1.27	32.2	6090	420	24360	1680	11.02	280	1.605
PH278-16	-16	25	1	25.9	1.40	35.5	1.52	38.7	5510	380	22040	1520	13.39	340	2.277
PH278-20	-20	31	1.1/4	32.5	1.65	41.9	1.79	45.5	4715	325	18850	1300	18.11	460	2.671
PH278-24	-24	38	1.1/2	38.7	1.92	48.8	2.11	53.5	4205	290	16820	1160	22.05	560	3.566
PH278-32	-32	51	2	51.3	2.49	63.2	2.68	68.1	3625	250	14500	1000	27.56	700	5.132



**Temperature Range:** Continuous: -40°C to +100°C Intermittent: +120°C

**Impulse cycles:** 400,000 cycles

## RUBBER - HYDRAULIC - WATER BLAST HOSE

## PH 280 - WATER BLAST 30

Applicable Standard : Polyhose proprietary product / EN 1829 -2

### Construction

**Core** Black colour, Synthetic rubber resistant to oil and water

**Reinforcement** Four high tensile steel wire spirals

**Cover** Black colour, Synthetic rubber resistant to abrasion and weather, oil & ozone

**Application** Water blasting, Water jetting, cleaning equipment. Delivery of water and water emulsions



Item Code	Dash Size	DN	ID		RI OD		OD		WP		BP		BR/r		W kg/m
			inch	mm	inch	mm	inch	mm	psi	bar	psi	bar	inch	mm	
PH280-04	-04	06	1/4	6.4	0.58	14.7	0.70	17.9	12325	850	30815	2125	5.12	130	0.627
PH280-06	-06	10	3/8	9.5	0.69	17.5	0.83	21.1	12325	850	30815	2125	6.10	155	0.838
PH280-08	-08	12	1/2	12.7	0.84	21.3	0.97	24.6	12325	850	30815	2125	7.87	200	1.184
PH280-12	-12	19	3/4	19.0	1.17	29.8	1.29	32.8	12325	850	30815	2125	9.84	250	2.024
PH280-16	-16	25	1	25.4	1.38	35.1	1.51	38.3	12325	850	30815	2125	11.81	300	2.447



**Temperature Range:** Continuous: -40°C to +90°C



## PH 281 - WATER BLAST 40

Applicable Standard : Polyhose proprietary product / EN1829-2

### Construction

Core	Black colour, Synthetic rubber resistant to oil and water
Reinforcement	Four high tensile steel wire spirals
Cover	Black colour, Synthetic rubber resistant to abrasion and weather, oil & ozone
Application	Water blasting, Water jetting, cleaning equipment. Delivery of water and water emulsions



Item Code	Dash Size	DN	ID		RI OD		OD		WP		BP		BR/r		W kg/m
			inch	mm	inch	mm	inch	mm	psi	bar	psi	bar	inch	mm	
PH281-06	-06	10	3/8	9.5	0.70	17.8	0.81	20.6	15950	1100	39875	2750	6.10	155	0.821
PH281-08	-08	12	1/2	12.7	0.91	23.0	1.06	27.0	15950	1100	39875	2750	7.87	200	1.525
PH281-12	-12	19	3/4	19.0	1.13	28.7	1.26	32.0	15950	1100	39875	2750	12.20	310	2.068



Temperature Range: Continuous: -40°C to +90°C

## PH 282 - WATER BLAST 45

Applicable Standard : Polyhose proprietary product / EN1829-2

### Construction

Core	Black colour, Synthetic rubber resistant to oil and water
Reinforcement	Four high tensile steel wire spirals
Cover	Black colour, Synthetic rubber resistant to abrasion and weather, oil & ozone
Application	Water blasting, Water jetting, cleaning equipment. Delivery of water and water emulsions



Item Code	Dash Size	DN	ID		RI OD		OD		WP		BP		BR/r		W kg/m
			inch	mm	inch	mm	inch	mm	psi	bar	psi	bar	inch	mm	
PH282-06	-06	10	3/8	9.5	0.71	18.0	0.81	20.6	18125	1250	45315	3125	6.10	155	0.967
PH282-08	-08	12	1/2	12.7	0.63	16.0	1.14	29.0	18125	1250	45315	3125	9.06	230	2.048



Temperature Range: Continuous: -40°C to +90°C

## PH 283 - WATER BLAST 50

Applicable Standard : Polyhose proprietary product / EN1829-2

### Construction

Core	Black colour, Synthetic rubber resistant to oil and water
Reinforcement	Six high tensile steel wire spirals
Cover	Black colour, Synthetic rubber resistant to abrasion and weather, oil & ozone
Application	Water blasting, Water jetting, cleaning equipment. Delivery of water and water emulsions



Item Code	Dash Size	DN	ID		RI OD		OD		WP		BP		BR/r		W kg/m
			inch	mm	inch	mm	inch	mm	psi	bar	psi	bar	inch	mm	
PH283-08	-08	12	1/2	12.7	1.02	26.0	1.13	28.6	20010	1380	50025	3450	9.06	230	2.02



Temperature Range: Continuous: -40°C to +90°C

# RUBBER - HYDRAULIC - MINING HOSE

## PH 174 - BCS

Applicable Standard : BCS 174 - 1992



### Construction

**Core** Black colour, Synthetic rubber resistant to oil and water

**Reinforcement** Double high tensile steel wire braids

**Cover** Black colour, Synthetic rubber resistant to abrasion and weather, oil & ozone

**Application** High Pressure Hydraulic Lines 115 to 450 bar for use with petroleum, synthetic or water based fluids in Hydraulic systems. Specially made as per British coal 174 specification and to be used in underground mining equipments machines and roof support systems. Also, in long wall mining applications

**Note:** 5/8" not covered under BCS 174. DGMS approved

Item Code	Dash Size	DN	ID		OD		WP		BP		BR/r		W kg/m
			inch	mm	inch	mm	psi	bar	psi	bar	inch	mm	
PH174-04	-04	06	1/4	6.3	0.67	17.0	6525	450	26100	1800	3.9	100	0.504
PH174-06	-06	10	3/8	9.5	0.84	21.4	5510	380	22040	1520	5.1	130	0.712
PH174-08	-08	12	1/2	12.7	1.04	26.4	5295	365	21025	1450	5.9	150	0.977
PH174-10	-10	16	5/8	16.0	1.18	30.0	4060	280	16240	1120	7.5	190	1.300
PH174-12	-12	20	3/4	19.0	1.32	33.6	4060	280	16025	1105	9.1	230	1.514
PH174-16	-16	25	1	25.4	1.60	40.6	3120	215	12470	860	11.8	300	1.756
PH174-20	-20	31	1.1/4	31.7	1.87	47.5	2540	175	10005	690	15.0	380	2.090
PH174-24	-24	38	1.1/2	38.4	2.13	54.1	2175	150	8485	585	17.7	450	2.763
PH174-32	-32	51	2	51.1	2.63	66.8	1670	115	6525	450	23.6	600	3.541



**Temperature Range:** Continuous: -40°C to +100°C Intermittent: +120°C

# RUBBER - HYDRAULIC - FUEL HOSE

## PH 442 FUEL DISPENSING HOSE - HARD WALL

Applicable Standard : EN 1360 Type 3



### Construction

**Core** Black colour, Synthetic rubber resistant to petrol and diesel fuel

**Reinforcement** Single steel wire braid

**Cover** Black Colour, synthetic rubber resistant to fuel and weather. Also available in Blue and Green on request

**Application** Petrol and diesel fuel dispensing lines of pressure 290 psi

Item Code	Dash Size	DN	ID		OD		WP		BP		BR/r		W kg/m
			inch	mm	inch	mm	psi	bar	psi	bar	inch	mm	
PH442-10	-10	16	5/8	16.0	1.00	25.3	290	20	725	50	3.1	80	0.590
PH442-12	-12	19	3/4	19.0	1.12	28.5	290	20	725	50	3.9	100	0.697
PH442-16	-16	25	1	25.0	1.30	33.0	290	20	725	50	5.9	150	0.651



**Temperature Range:** Continuous: -30°C to +55°C

**Electrical resistance max:**  $1 \times 10^2$  ohms

## PH 443 - FUEL DISPENSING - SOFT WALL

Applicable Standard : EN 1360 Type 1



### Construction

Core	Black colour, Synthetic rubber resistant to petrol and diesel fuel
Reinforcement	Double Textile braid
Cover	Black colour, synthetic rubber resistant to fuel and weather. Also available in Blue and Green on request
Application	Petrol and diesel fuel dispensing lines of pressure 290 psi

Item Code	Dash Size	DN	ID		OD		WP		BP		BR/r		W kg/m
			inch	mm	inch	mm	psi	bar	psi	bar	inch	mm	
PH443-08	-08	12	1/2	12.5	0.91	23.0	290	20	725	50	2.4	60	0.385
PH443-10	-10	16	5/8	16.0	1.02	26.0	290	20	725	50	3.1	80	0.396
PH443-12	-12	19	3/4	19.0	1.14	29.0	290	20	725	50	3.9	100	0.450
PH443-13	-13	21	7/8	22.0	1.22	31.0	290	20	725	50	5.1	130	0.565
PH443-16	-16	25	1	25.0	1.38	35.0	290	20	725	50	5.9	150	0.571



Temperature Range: Continuous: -30°C to +55°C  
Electrical resistance max:  $1 \times 10^2$  ohms

## PH 531 - FUEL HOSE

Applicable Standard : SAE J 30 R2 TYPE 2



### Construction

Core	Black colour, Synthetic rubber resistant to oil and fuel
Reinforcement	Textile reinforcement
Cover	Black Colour, Synthetic rubber resistant to oil, ozone
Application	Low Pressure coupled and uncoupled low-permeation Fuel hose for Automotive and allied application, Physical, Extrac table and fuel permeation properties as specified in SAE J 30 - R2 - Type 2 standard for use with gasoline, diesel fuel, lubrication oil, or the vapour present in either fuel system or in crank case of internalcombustion engines

Item Code	Dash Size	DN	ID		OD		WP		BP		BR/r		W kg/m
			inch	mm	inch	mm	psi	bar	psi	bar	inch	mm	
PH531-03	-03	05	3/16	4.76	0.50	12.7	145	10	725	50	2.0	50	0.131
PH531-04	-04	06	1/4	6.35	0.56	14.3	145	10	725	50	2.6	65	0.155
PH531-05	-05	08	5/16	7.94	0.63	15.9	145	10	725	50	3.0	75	0.180
PH531-06	-06	10	3/8	9.53	0.69	17.5	145	10	725	50	3.0	75	0.193
PH531-08	-08	12	1/2	12.7	0.81	20.6	145	10	725	50	3.9	100	0.314
PH531-10	-10	16	5/8	15.88	0.94	23.8	145	10	510	35	4.9	125	0.370
PH531-12	-12	19	3/4	19.05	1.06	27.0	145	10	510	35	5.9	150	0.454



Temperature Range: Continuous: -40°C to +100°C

## PH 532 - FUEL HOSE

Applicable Standard : SAE J 30 R2 TYPE 3



### Construction

**Core** Black colour, Synthetic rubber resistant to oil and fuel

**Reinforcement** Single Braid Textile reinforcement

**Cover** Black Colour, Synthetic rubber resistant to oil, ozone

**Application** Low Pressure coupled and uncoupled low-permeation Fuel hose for Automotive and allied application, Physical, Extractable and fuel permeation properties as specified in SAE J 30 - R2 Type 3 Standard for use with gasoline, diesel fuel, lubrication oil, or the vapour present in either fuel system or in crank case of internal combustion engines


Item Code	Dash Size	DN	ID		OD		WP		BP		BR/r		W
			inch	mm	inch	mm	psi	bar	psi	bar	inch	mm	
PH532-03	-03	05	3/16	4.8	0.41	10.3	510	35	2030	140	2.0	50	0.094
PH532-04	-04	06	1/4	6.4	0.50	12.7	435	30	1670	115	2.6	65	0.130
PH532-05	-05	08	5/16	8.0	0.56	14.3	435	30	1670	115	3.0	75	0.155
PH532-06	-06	10	3/8	9.5	0.62	15.8	435	30	1670	115	3.0	75	0.183
PH532-08	-08	12	1/2	12.7	0.78	19.8	435	30	1670	115	3.9	100	0.264
PH532-10	-10	16	5/8	16.0	0.94	23.8	365	25	1235	85	4.9	125	0.302
PH532-12	-12	19	3/4	19.0	1.12	28.5	365	25	1235	85	5.9	150	0.372



**Temperature Range:** Continuous: -40°C to +100°C

## PH 533 - LPG HOSE AS PER IS 9573: 2012 - TYPE -2

Applicable Standard : IS 9573: 2012 - Type 2



### Construction

**Core** Black colour, Synthetic rubber resistant to n-pentane

**Reinforcement** Single wire braid

**Cover** Perforated orange colour, Synthetic rubber excellent resistant to fire & ozone

**Application** Designed for use in motor vehicles with Liquefied Petroleum Gas (LPG) installations, designed for domestic/commercial installation

Item Code	Dash Size	DN	ID		OD		WP		BP		BR/r		W
			inch	mm	inch	mm	psi	bar	psi	bar	inch	mm	
PH533-05	-05	08	5/16	8.3	0.59	14.9	145	10	580	40	3.7	95	0.229
PH533-06	-06	10	3/8	10.8	0.68	17.3	145	10	580	40	4.7	120	0.280
PH533-08	-08	12	1/2	13.2	0.89	22.7	145	10	580	40	5.9	150	0.450



**Temperature Range:** Continuous: -40°C to +70°C



## PH 534 - LPG HOSE AS PER EN 1762 : TYPE -D

Applicable Standard : EN 1762 - Type D

### Construction

Core	Low Permeation Synthetic rubber tube resistant to n-pentane
Reinforcement	Single wire braid
Cover	Perforated black colour, Synthetic rubber resistant to abrasion and weather
Application	Designed for transfer of LPG in liquid or gaseous phase and natural gas



Item Code	Dash Size	DN	ID		OD		WP		BP		BR/r		W kg/m
			inch	mm	inch	mm	psi	bar	psi	bar	inch	mm	
PH534-06	-06	10	3/8	9.7	0.74	18.8	365	25	1450	100	3.5	90	0.351
PH534-08	-08	12	1/2	12.7	0.89	22.7	365	25	1450	100	3.9	100	0.474
PH534-10	-10	16	5/8	15.9	1.02	25.9	365	25	1450	100	4.9	125	0.566
PH534-12	-12	19	3/4	19.0	1.22	31.0	365	25	1450	100	6.3	160	0.793
PH534-16	-16	25	1	25.0	1.50	38.0	365	25	1450	100	7.9	200	1.103
PH534-20	-20	31	1.1/4	32.0	1.77	45.0	365	25	1450	100	9.8	250	1.414
PH534-24	-24	38	1.1/2	38.0	2.05	52.0	365	25	1450	100	12.6	320	1.963
PH534-32	-32	51	2	51.0	2.60	66.0	365	25	1450	100	15.7	400	2.643
PH534-48	-48	76	3	76.0	3.70	94.0	365	25	1450	100	25.6	650	4.275



Temperature Range: Continuous: -30°C to +70°C

## PH 535 - LPG Hose As Per IS 9573 :2012 Type -1

Applicable Standard : IS 9573 :2012 TYPE -1

### Construction

Core	Black colour, Synthetic rubber resistant to n-pentane
Reinforcement	Single Synthetic Yarn with electrically bonded wire optional
Cover	Perforated black colour, Synthetic rubber resistant to abrasion and weather
Application	Designed for use in motor vehicles with liquified petroleum Gas (LPG) installations, designed for industrial application



Item Code	Dash Size	DN	ID		OD		WP		BP		BR/r		W kg/m
			inch	mm	inch	mm	psi	bar	psi	bar	inch	mm	
PH535-04	-04	06	1/4	6.5	0.50	12.7	365	25	1450	100	2.8	70	0.165
PH535-05	-05	08	5/16	8.3	0.59	14.9	365	25	1450	100	3.7	95	0.185
PH535-06	-06	10	3/8	10.7	0.68	17.3	365	25	1450	100	4.7	120	0.224
PH535-08	-08	12	1/2	13.2	0.89	22.7	365	25	1450	100	5.9	150	0.405
PH535-10	-10	16	5/8	16.4	1.02	25.9	365	25	1450	100	7.3	185	0.481
PH535-12	-12	19	3/4	19.2	1.13	28.7	365	25	1450	100	8.9	225	0.545
PH535-16	-16	25	1	25.5	1.50	38.0	365	25	1450	100	11.8	300	0.925



Temperature Range: Continuous: -40°C to +70°C

## PH 536 - CNG HOSE FOR AUTOMOTIVE APPLICATION

Applicable Standard : SAE J30 - R6

### Construction

- Core** Black colour, Synthetic rubber resistant to oil and fuel
- Reinforcement** Textile reinforcement
- Cover** Black colour, Synthetic rubber resistant to abrasion and weather
- Application** Designed for use in motor vehicles with CNG installations



Item Code	Dash Size	DN	ID		OD		WP		BP		BR/r		W kg/m
			inch	mm	inch	mm	psi	bar	psi	bar	inch	mm	
PH536-03	-03	05	3/16	4.7	0.41	10.3	75	5	220	15	2.0	50	0.094
PH536-04	-04	06	1/4	6.4	0.50	12.7	75	5	220	15	2.6	65	0.130
PH536-05	-05	08	5/16	8.0	0.56	14.3	75	5	220	15	3.0	75	0.155
PH536-06	-06	10	3/8	9.5	0.63	15.9	75	5	220	15	3.0	75	0.183
PH536-08	-08	12	1/2	12.7	0.78	19.8	75	5	145	10	3.9	100	0.264
PH536-10	-10	16	5/8	15.9	0.94	23.8	75	5	145	10	4.9	125	0.302
PH536-12	-12	19	3/4	19.0	1.13	28.6	75	5	145	10	5.9	150	0.372
PH150-16	-16	25	1	25.4	1.37	34.9	75	5	145	10	7.9	200	0.545



**Temperature Range:** Continuous: -40°C to +100°C

## AUTOMOBILE & AIR CONDITIONING

## PH 140 - LOW SMOKE HI-TEMP BRAKE HOSE

Polyhose Proprietary Product

### Construction

- Core** Black colour, AEM rubber with low smoke property
- Reinforcement** Double textile braids
- Cover** Black colour, AEM rubber with low smoke property
- Application** Very low pressure hydraulic lines 15 bar for use with Hydrocarbon lubricants, hydraulic fluids and wide range temperature resistance



Item Code	Dash Size	DN	ID		OD		WP		BP		BR/r		W kg/m
			inch	mm	inch	mm	psi	bar	psi	bar	inch	mm	
PH140-04	-04	06	1/4	6.4	0.61	15.6	220	15	870	60	2.36	60	0.255
PH140-05	-05	08	5/16	8.0	0.69	17.4	220	15	870	60	3.15	80	0.314
PH140-06	-06	10	3/8	9.5	0.74	18.8	220	15	870	60	3.94	100	0.340
PH140-08	-08	12	1/2	12.7	0.87	22.0	220	15	870	60	5.12	130	0.420
PH140-12	-12	19	3/4	19.1	1.13	28.8	220	15	870	60	7.48	190	0.590
PH140-16	-16	25	1	25.6	1.50	38.1	220	15	870	60	10.04	255	1.020
PH140-20	-20	31	1.1/4	31.7	1.87	47.5	220	15	870	60	13.78	350	1.500



**Temperature Range:** Continuous: -38°C to +150°C

## PH 503 / 134 A NON- BARRIER TYPE AIR CONDITIONING HOSE

Applicable Standard : SAE J 2064 Type B

### Construction

- Core** Black colour, Synthetic Rubber resistant to R134a with PEG oil
- Reinforcement** Single Steel Wire Braid
- Cover** Black Colour, Synthetic rubber resistant to weather
- Application** Car, Truck and Agricultural Machine Air Conditioning System Recommended Fluids: Freon R 134a and PEG lubricant oils



Item Code	Dash Size	DN	ID		OD		WP		BP		BR/r		W kg/m
			inch	mm	inch	mm	psi	bar	psi	bar	inch	mm	
PH503-16	16	22	7/8	22.0	1.26	32.0	365	25	1235	85	9.8	250	0.972
PH503-20	20	30	1.1/8	28.6	1.52	38.7	365	25	1235	85	11.8	300	1.069



**Temperature Range:** Continuous: -30°C to +125°C Intermittent: Max. +135°C

## PH 540 - AIR BRAKE HOSE

Applicable Standard : SAE J 1402 Type A

### Construction

Core	Black colour, Synthetic Rubber Tube
Reinforcement	Textile reinforcement
Cover	Black Colour, Synthetic rubber resistant to oil, ozone
Application	Automotive Air Brake System; Tractor - Trailer Air Brake connections



Item Code	Dash Size	DN	ID		OD		WP		BP		BR/r		W kg/m
			inch	mm	inch	mm	psi	bar	psi	bar	inch	mm	
PH540-04	-04	06	1/4	6.4	0.63	15.9	145	10	870	60	2.6	65	0.260
PH540-05	-05	08	5/16	7.9	0.69	17.5	145	10	870	60	3.0	75	0.330
PH540-06	-06	10	3/8	9.5	0.75	19.05	145	10	870	60	3.5	90	0.377
PH540-07	-07	11	7/16	11.1	0.81	20.6	145	10	870	60	3.9	100	0.379
PH540-08	-08	12	1/2	12.7	0.87	22.2	145	10	870	60	3.9	100	0.486
PH540-10	-10	16	5/8	15.9	1.06	27.0	145	10	870	60	4.5	115	0.530



Temperature Range: Continuous: -40°C to +100°C


## RUBBER - INDUSTRIAL HOSE

## PH 440 - COMPRESSED AIR WIRE BRAIDED HOSE

Polyhose Proprietary Product

### Construction

Core	Black colour, Synthetic rubber resistant to air
Reinforcement	Single steel wire braid
Cover	Yellow colour, Synthetic rubber resistant to water. Also available in Black cover on request
Application	Compressed air service in severe working conditions in mines, quarries and industrial applications



Note: 1/2" to 2" - one wire braid, 2 1/2" to 4" - two wire braided. Use part number PH441 for high temperature

Item Code	Dash Size	DN	ID		OD		WP		BP		BR/r		W kg/m
			inch	mm	inch	mm	psi	bar	psi	bar	inch	mm	
PH440-08	-08	12	1/2	13.1	0.79	20.0	580	40	1740	120	7.9	200	0.365
PH440-12	-12	19	3/4	19.3	1.14	29.0	580	40	1740	120	9.4	240	0.520
PH440-16	-16	25	1	25.9	1.40	35.5	580	40	1740	120	11.8	300	0.821
PH440-20	-20	32	1.1/4	32.4	1.65	42.0	580	40	1740	120	16.5	420	1.114
PH440-24	-24	38	1.1/2	38.7	2.04	51.7	580	40	1740	120	19.7	500	1.529
PH440-32	-32	51	2	51.3	2.48	63.0	580	40	1740	120	24.8	630	2.058
PH440-40	-40	63	2.1/2	63.5	3.15	80.0	580	40	1740	120	30.0	762	4.196
PH440-48	-48	76	3	76.2	3.74	95.0	580	40	1740	120	36.0	915	5.394
PH440-64	-64	100	4	101.6	4.67	118.5	580	40	1740	120	48.0	1220	6.110




Temperature Range: Continuous: -40°C to +90°C

## PH 471 - STEAM 1 W/B

Applicable Standard : IS 10655 Type 2 / BS 5342

### Construction

- Core** Black colour, EPDM rubber resistant to high temperature steam
- Reinforcement** Single steel wire Braid
- Cover** Red Colour, EPDM rubber resistant to abrasion, heat and weather
- Application** High temperature steam Lines at constant pressure of 145 psi



**Note: Black Colour Cover also available**

Item Code	Dash Size	DN	ID		OD		WP		BP		BR/r		W kg/m
			inch	mm	inch	mm	psi	bar	psi	bar	inch	mm	
PH471-06	-06	10	3/8	10.0	0.69	17.5	145	10	1450	100	5.1	130	0.399
PH471-08	-08	12	1/2	12.5	0.87	22.0	145	10	1450	100	5.9	150	0.496
PH471-12	-12	19	3/4	19.0	1.14	29.0	145	10	1450	100	9.1	230	0.727
PH471-16	-16	25	1	25.4	1.37	34.8	145	10	1450	100	11.8	300	0.800
PH471-20	-20	32	1.1/4	31.5	1.65	42.0	145	10	1450	100	14.8	375	1.281




**Temperature Range:** Continuous: Up to +185°C Steam

## PH 472 - STEAM 2 W/B

Applicable Standard : IS10655 Type 3 Exceeds

### Construction

- Core** Black colour, EPDM rubber resistant to high temperature steam
- Reinforcement** Double steel wire Braids
- Cover** Red Colour, EPDM rubber resistant to heat and weather
- Application** High temperature steam Lines at constant pressure of 290 psi



**Note: Black Colour Cover also available**

Item Code	Dash Size	DN	ID		OD		WP		BP		BR/r		W kg/m
			inch	mm	inch	mm	psi	bar	psi	bar	inch	mm	
PH472-06	-06	10	3/8	10.0	0.77	19.5	290	20	2610	180	5.1	130	0.421
PH472-08	-08	12	1/2	12.5	0.91	23.0	290	20	2610	180	5.9	150	0.589
PH472-12	-12	19	3/4	19.0	1.18	30.0	290	20	2610	180	9.1	230	0.846
PH472-16	-16	25	1	25.4	1.45	36.8	290	20	2610	180	11.8	300	1.095
PH472-20	-20	32	1.1/4	31.5	1.71	43.5	290	20	2610	180	14.8	375	1.505
PH472-24	-24	38	1.1/2	38.0	1.95	49.5	290	20	2610	180	17.9	455	1.780
PH472-32	-32	51	2	51.0	2.52	64.0	290	20	2610	180	23.6	600	2.261
PH472-40	-40	63	2.1/2	63.0	3.27	83.0	290	20	2610	180	26.6	675	4.214
PH472-48	-48	76	3	76.0	3.86	98.0	290	20	2610	180	28.5	725	4.962



**Temperature Range:** Continuous: Up to +210°C Steam



## PH 475 - STEAM HOSE WITH HELICAL WIRE

Polyhose Proprietary Product



### Construction

Core	Black colour, EPDM rubber resistant to high temperature steam
Reinforcement	Double steel wire braids with helical wire
Cover	Red Colour, EPDM rubber resistant to heat and weather
Application	Hardwall hose with steel cord reinforcement for steam at a maximum working pressure of 20 bar, used in chemical industries and industrial application in general , where a particular bending radius is necessary


Item Code	Dash Size	DN	ID		OD		WP		BP		BR/r		W kg/m
			inch	mm	inch	mm	psi	bar	psi	bar	inch	mm	
PH475-32	-32	51	2	51.0	2.72	69.0	290	20	2610	180	27.6	700	2.971
PH475-40	-40	63	2.1/2	63.0	3.39	86.0	290	20	2610	180	33.5	850	4.574
PH475-48	-48	76	3	76.0	3.86	98.0	290	20	2610	180	38.6	980	5.335



Temperature Range: Continuous: -40°C to +210°C Steam

## PH 555 - NON CONDUCTIVE CARBON FREE HOSE

Polyhose Proprietary Product



### Construction

Core	Cream colour, Synthetic rubber
Reinforcement	High Tensile Fiber Yarn Braid
Cover	Red or Green Colour, Synthetic Rubber Cover resistant to oil, weather and abrasion
Application	Electrical Coolant application; Conveying coolants in Furnace, specially designed for Low Leakage Current, leakage current levels less than 15 Micro Amps at 5000V DC

Item Code	Dash Size	DN	ID		OD		WP		BP		BR/r		W kg/m
			inch	mm	inch	mm	psi	bar	psi	bar	inch	mm	
PH555-06	-06	10	3/8	9.7	0.75	19.0	290	20	1015	70	3.9	100	0.339
PH555-08	-08	12	1/2	12.7	0.85	21.5	290	20	1015	70	3.9	100	0.367
PH555-10	- 10	16	5/8	16.0	1.02	26.0	290	20	1015	70	4.5	115	0.534
PH555-12	- 12	19	3/4	20.0	1.22	31.0	290	20	1015	70	4.9	125	0.731
PH555-16	- 16	25	1	26.0	1.50	38.0	290	20	1015	70	5.9	150	0.941
PH555-20	- 20	31	1.1/4	32.5	1.77	45.0	290	20	1015	70	7.9	200	1.355
PH555-24	- 24	38	1.1/2	39.0	2.09	53.0	290	20	1015	70	8.9	225	1.816
PH555-32	- 32	51	2	52.0	2.56	65.0	290	20	1015	70	11.8	300	2.476
PH555-48	- 48	76	3	76.0	3.39	86.0	290	20	1015	70	17.7	450	3.229
PH555-64	- 64	100	4	100.0	4.53	115.0	290	20	1015	70	23.6	600	3.305



Temperature Range: Continuous: -40°C to +100°C

PH 601 - WATER SUCTION & DISCHARGE HOSE W.P. 10 BAR

Polyhose Proprietary Product



Construction

- Core
- Black colour, Synthetic rubber resistant to water
- Reinforcement
- Plies of synthetic cords with helix wire
- Cover
- Black colour, Synthetic rubber, wrapped type, abrasion water resistant
- Application
- Mandrel built heavy duty suction and discharge hose for handling of water, inert fluid, sewerages and waste water, where optimum flexibility is required

Item Code	Dash Size	ID		OD		WP		BP		V	W
		inch	mm	inch	mm	psi	bar	psi	bar	bar	kg/m
PH601-12	-12	3/4	19.0	1.14	29.0	150	10	435	30	0.90	0.69
PH601-16	-16	1	25.0	1.38	35.0	150	10	435	30	0.90	0.80
PH601-20	-20	1.1/4	32.0	1.65	42.0	150	10	435	30	0.90	0.96
PH601-24	-24	1.1/2	38.0	1.89	48.0	150	10	435	30	0.90	1.11
PH601-32	-32	2	51.0	2.44	62.0	150	10	435	30	0.90	1.50
PH601-40	-40	2.1/2	63.0	2.95	75.0	150	10	435	30	0.90	1.96
PH601-48	-48	3	76.0	3.46	88.0	150	10	435	30	0.90	2.40
PH601-56	-56	3.1/2	89.0	4.02	102.0	150	10	435	30	0.90	2.90
PH601-64	-64	4	102.0	4.57	116.0	150	10	435	30	0.90	3.30
PH601-80	-80	5	127.0	5.55	141.0	150	10	435	30	0.90	5.20
PH601-96	-96	6	152.0	6.73	171.0	150	10	435	30	0.80	6.70
PH601-128	-128	8	203.0	8.78	223.0	150	10	435	30	0.70	11.20



Temperature Range: Continuous: -25°C to +70°C

PH 602 - WATER DISCHARGE HOSE W.P. 10 BAR - LAY FLAT

Polyhose Proprietary Product



Construction

- Core
- Black colour, Synthetic rubber resistant to water
- Reinforcement
- Plies of synthetic cords
- Cover
- Black colour, Synthetic rubber, wrapped type, abrasion water resistant
- Application
- Light weight rubber hose design for water, natural liquid fertilizer, waste water, for submerged pump and irrigation systems

Item Code	Dash Size	ID		OD		WP		BP		W
		inch	mm	inch	mm	psi	bar	psi	bar	kg/m
PH602-16	-16	1	25.0	1.26	32.0	150	10	435	30	0.48
PH602-20	-20	1.1/4	32.0	1.54	39.0	150	10	435	30	0.62
PH602-24	-24	1.1/2	38.0	1.77	45.0	150	10	435	30	0.80
PH602-32	-32	2	51.0	2.28	58.0	150	10	435	30	0.94
PH602-40	-40	2.1/2	63.0	2.76	70.0	150	10	435	30	1.20
PH602-48	-48	3	76.0	3.27	83.0	150	10	435	30	1.50
PH602-56	-56	3.1/2	89.0	3.82	97.0	150	10	435	30	1.70
PH602-64	-64	4	102.0	4.29	109.0	150	10	435	30	2.20
PH602-80	-80	5	127.0	5.39	137.0	150	10	435	30	3.80
PH602-96	-96	6	152.0	6.38	162.0	150	10	435	30	4.50
PH602-128	-128	8	203.0	8.54	217.0	150	10	435	30	6.10



Temperature Range: Continuous: -25°C to +70°C

## PH 604 - WATER SUCTION & DISCHARGE HOSE W.P. 20 BAR

Polyhose Proprietary Product

### Construction

Core Black colour, Synthetic rubber resistant to water

Reinforcement Synthetic textile cord with steel wire helix

Cover Black colour, Synthetic rubber, wrapped type, abrasion water resistant

Application Mandrel built heavy duty water suction and discharge hose for handling of water, inert fluid, sewerages, waste water, where optimum flexibility is required



Item Code	Dash Size	ID		OD		WP		BP		W kg/m
		inch	mm	inch	mm	psi	bar	psi	bar	
PH604-12	-12	3/4	19.0	1.14	29.0	300	20	900	60	0.70
PH604-16	-16	1	25.0	1.38	35.0	300	20	900	60	0.85
PH604-20	-20	1.1/4	32.0	1.65	42.0	300	20	900	60	0.99
PH604-24	-24	1.1/2	38.0	1.97	50.0	300	20	900	60	1.42
PH604-32	-32	2	51.0	2.56	65.0	300	20	900	60	2.04
PH604-40	-40	2.1/2	64.0	3.07	78.0	300	20	900	60	2.65
PH604-48	48	3	76.0	3.54	90.0	300	20	900	60	3.11
PH604-56	56	3.1/2	89.0	4.09	104.0	300	20	900	60	3.90
PH604-64	-64	4	102.0	4.65	118.0	300	20	900	60	4.57
PH604-80	-80	5	127.0	5.63	143.0	300	20	900	60	6.29
PH604-96	-96	6	152.0	6.89	175.0	300	20	900	60	9.40
PH604-128	-128	8	203.0	9.17	233.0	300	20	900	60	14.40



Temperature Range: Continuous: -25°C to +70°C

## PH 606 - STEEL MILL WATER DELIVERY HOSE WITH FIBER GLASS COVER

Polyhose Proprietary Product


### Construction

Core White colour, EPDM Rubber resistant to hot water

Reinforcement High tensile synthetic textile cord

Cover Fiber glass cloth cover

Application Water Delivery Hose for application in Steel Mills and Glass industries. The Fiber Glass cover resists occasional contact of molten particles and protection against flame




Item Code	Dash Size	ID		OD		WP		BP		W kg/m
		inch	mm	inch	mm	psi	bar	psi	bar	
PH606-16	-16	1	25.0	1.54	39.0	150	10	435	30	0.75
PH606-20	-20	1.1/4	32.0	1.81	46.0	150	10	435	30	1.10
PH606-24	-24	1.1/2	38.0	2.13	54.0	150	10	435	30	1.55
PH606-32	-32	2	51.0	2.72	69.0	150	10	435	30	1.71
PH606-40	-40	2.1/2	64.0	3.39	86.0	150	10	435	30	2.90
PH606-48	-48	3	76.0	3.86	98.0	150	10	435	30	3.40
PH606-64	-64	4	102.0	4.88	124.0	150	10	435	30	4.87



Temperature Range: Continuous: -40°C to +130°C      Outside Temperature: Up to 500°C

## PH 607 - STEEL MILL WATER SUCTION AND DELIVERY HOSE WITH FIBER GLASS COVER

Polyhose Proprietary Product



### Construction

**Core** White colour, EPDM Rubber resistant to hot water

**Reinforcement** High tensile synthetic textile cord with wire helix and two cross anti static copper wire

**Cover** Fiber glass cloth cover

**Application** Water suction and delivery hose for application in Steel Mills and Glass industries. The Fiber glass cover resists occasional contact of molten particles and protection against flame

2

Item Code	Dash Size	ID		OD		WP		BP		W
		inch	mm	inch	mm	psi	bar	psi	bar	
PH607-16	-16	1	25.0	1.54	39.0	150	10	435	30	0.90
PH607-20	-20	1.1/4	32.0	1.81	46.0	150	10	435	30	1.40
PH607-24	-24	1.1/2	38.0	2.13	54.0	150	10	435	30	1.70
PH607-32	-32	2	51.0	2.72	69.0	150	10	435	30	1.98
PH607-40	-40	2.1/2	64.0	3.39	86.0	150	10	435	30	3.20
PH607-48	-48	3	76.0	3.86	98.0	150	10	435	30	3.80
PH607-64	-64	4	102.0	4.88	124.0	150	10	435	30	5.20



Temperature Range: Continuous: -40°C to +130°C Outside Temperature: Up to 500°C

## PH 609 - THERMOPLASTIC LINED PAINT S & D HOSE 10 BAR

Polyhose Proprietary Product



### Construction

**Core** Black colour, Synthetic rubber with Thermoplastic liner

**Reinforcement** Synthetic textile cord with helical wire and two cross antistatic copper wire

**Cover** Black synthetic rubber resistant to ozone, weather and abrasion

**Application** For suction and conveying paint and allied chemicals

Item Code	Dash Size	ID		OD		WP		BP		V	W
		inch	mm	inch	mm	psi	bar	psi	bar	bar	kg/m
PH609-08	-08	1/2	12.0	0.87	22.0	150	10	450	30	0.90	0.45
PH609-12	-12	3/4	19.0	1.22	31.0	150	10	450	30	0.90	0.69
PH609-16	-16	1	25.0	1.46	37.0	150	10	450	30	0.90	0.85
PH609-20	-20	1.1/4	32.0	1.73	44.0	150	10	450	30	0.90	1.10
PH609-24	-24	1.1/2	38.0	1.97	50.0	150	10	450	30	0.90	1.20
PH609-32	-32	2	51.0	2.48	63.0	150	10	450	30	0.90	1.60



Temperature Range: Continuous: -40°C to +80°C




## PH 610 - WATER DISCHARGE HOSE - W.P. 20 BAR

Polyhose Proprietary Product

### Construction

Core	Black colour, Synthetic rubber resistant to water
Reinforcement	Plies of synthetic textile cords
Cover	Black colour, Synthetic rubber, wrapped type, abrasion water resistant
Application	Light weight rubber collapsible hose design for water, natural liquid fertilizers, waste water, for submerged pump and irrigation system



Item Code	Dash Size	ID		OD		WP		BP		W kg/m
		inch	mm	inch	mm	psi	bar	psi	bar	
PH610-16	-16	1	25.0	1.34	34.0	300	20	900	60	0.53
PH610-20	-20	1.1/4	32.0	1.65	42.0	300	20	900	60	0.84
PH610-24	-24	1.1/2	38.0	1.89	48.0	300	20	900	60	0.98
PH610-32	-32	2	51.0	2.44	62.0	300	20	900	60	1.10
PH610-40	-40	2.1/2	63.0	2.99	76.0	300	20	900	60	1.50
PH610-48	-48	3	76.0	3.50	89.0	300	20	900	60	1.72
PH610-56	-56	3.1/2	89.0	4.06	103.0	300	20	900	60	2.10
PH610-64	-64	4	102.0	4.57	116.0	300	20	900	60	2.40
PH610-80	-80	5	127.0	5.59	142.0	300	20	900	60	3.00
PH610-96	-96	6	152.0	6.57	167.0	300	20	900	60	5.00
PH610-128	-128	8	203.0	8.62	219.0	300	20	900	60	7.20



Temperature Range: Continuous: -25°C to +70°C

## PH 611 - OIL / FUEL SUCTION & DISCHARGE HOSE W.P. 10 BAR

Polyhose Proprietary Product

### Construction

Core	Black colour, Synthetic rubber resistant to oil
Reinforcement	Plies of synthetic textile cords with steel helix and two cross anti static copper wire
Cover	Black colour, Synthetic rubber resistant to oil, ozone and abrasion
Application	Mandrel built heavy duty oil suction and discharge hose for handling grades of gasoline or petroleum oils of aromatic content upto 50% from tank truck, in dispensing station etc, during winter/summer seasons and withstands full vacuum



Item Code	Dash Size	ID		OD		WP		BP		V	W kg/m
		inch	mm	inch	mm	psi	bar	psi	bar	bar	
PH611-12	-12	3/4	19.0	1.14	29.0	150	10	435	30	0.90	0.60
PH611-16	-16	1	25.0	1.38	35.0	150	10	435	30	0.90	0.74
PH611-20	-20	1.1/4	32.0	1.65	42.0	150	10	435	30	0.90	0.90
PH611-24	-24	1.1/2	38.0	1.89	48.0	150	10	435	30	0.90	1.10
PH611-32	-32	2	51.0	2.44	62.0	150	10	435	30	0.90	1.40
PH611-40	-40	2.1/2	63.0	2.95	75.0	150	10	435	30	0.90	2.10
PH611-48	-48	3	76.0	3.54	90.0	150	10	435	30	0.90	2.70
PH611-56	-56	3.1/2	89.0	4.09	104.0	150	10	435	30	0.90	3.10
PH611-64	-64	4	102.0	4.61	117.0	150	10	435	30	0.90	3.80
PH611-80	-80	5	127.0	5.63	143.0	150	10	435	30	0.90	6.00
PH611-96	-96	6	152.0	6.61	168.0	150	10	435	30	0.80	7.40
PH611-128	-128	8	203.0	8.82	224.0	150	10	435	30	0.70	12.20



Temperature Range: Continuous: -20°C to +80°C

PH 613 - OIL / FUEL DELIVERY HOSE W.P. 10 BAR

Polyhose Proprietary Product



Construction

- Core** Black colour, Synthetic rubber resistant to oil
- Reinforcement** Plies of synthetic textile cords with two cross anti static copper wires
- Cover** Black colour, Synthetic rubber resistant to oil, ozone and abrasion
- Application** Mandrel built heavy duty oil suction and discharge hose for handling grades of gasoline or petroleum oils of aromatic content upto 50% from tank truck, in dispensing station etc, during winter/summer seasons and withstands full vacuum


Item Code	Dash Size	ID		OD		WP		BP		W
		inch	mm	inch	mm	psi	bar	psi	bar	kg/m
PH613-12	-12	3/4	19.0	1.06	27.0	150	10	435	30	0.52
PH613-16	-16	1	25.0	1.38	35.0	150	10	435	30	0.65
PH613-20	-20	1.1/4	32.0	1.65	42.0	150	10	435	30	0.80
PH613-24	-24	1.1/2	38.0	1.89	48.0	150	10	435	30	0.94
PH613-32	-32	2	51.0	2.44	62.0	150	10	435	30	1.26
PH613-40	-40	2.1/2	63.0	2.95	75.0	150	10	435	30	1.90
PH613-48	-48	3	76.0	3.46	88.0	150	10	435	30	2.20
PH613-56	-56	3.1/2	89.0	4.09	104.0	150	10	435	30	2.60
PH613-64	-64	4	102.0	4.57	116.0	150	10	435	30	2.85
PH613-80	-80	5	127.0	5.59	142.0	150	10	435	30	4.20
PH613-96	-96	6	152.0	6.54	166.0	150	10	435	30	5.30



Temperature Range: Continuous: -20°C to +80°C

PH 614 - OIL SUCTION & DISCHARGE HOSE W.P. 20 BAR

Polyhose Proprietary Product



Construction

- Core** Black colour, Synthetic rubber resistant to oil
- Reinforcement** Plies of synthetic textile cords with steel helix and two cross anti static copper wire
- Cover** Black colour, Synthetic rubber resistant to oil, ozone and abrasion
- Application** Mandrel built heavy duty oil suction and discharge hose for handling grades of gasoline or petroleum oils of aromatic content upto 50% from tank truck, in dispensing station etc, during winter/summer seasons and withstands full vacuum

Item Code	Dash Size	ID		OD		WP		BP		V	W
		inch	mm	inch	mm	psi	bar	psi	bar	bar	kg/m
PH614-12	-12	3/4	19.0	1.14	29.0	300	20	870	60	0.90	0.60
PH614-16	-16	1	25.0	1.38	35.0	300	20	870	60	0.90	0.86
PH614-20	-20	1.1/4	32.0	1.65	42.0	300	20	870	60	0.90	1.03
PH614-24	-24	1.1/2	38.0	1.93	49.0	300	20	870	60	0.90	1.20
PH614-32	-32	2	51.0	2.48	63.0	300	20	870	60	0.90	1.80
PH614-40	-40	2.1/2	63.0	3.03	77.0	300	20	870	60	0.90	2.40
PH614-48	-48	3	76.0	3.54	90.0	300	20	870	60	0.90	2.90
PH614-56	-56	3.1/2	89.0	4.09	104.0	300	20	870	60	0.90	3.60
PH614-64	-64	4	102.0	4.65	118.0	300	20	870	60	0.90	4.10
PH614-80	-80	5	127.0	5.63	143.0	300	20	870	60	0.90	6.80
PH614-96	-96	6	152.0	6.77	172.0	300	20	870	60	0.90	9.00
PH614-128	-128	8	203.0	8.94	227.0	300	20	870	60	0.90	14.00



Temperature Range: Continuous: -20°C to +80°C

## PH 615 - OIL S&D HOSE - 40 BAR

Polyhose Proprietary Product



### Construction

**Core** Black colour, Synthetic rubber resistant to oil

**Reinforcement** Plies of synthetic textile cords with steel helix and two cross anti static copper wire

**Cover** Black colour, Synthetic rubber resistant to oil, ozone and abrasion

**Application** Mandrel built heavy duty oil suction and discharge hose for handling grades of gasoline or petroleum oils of aromatic content upto 50% from tank truck, in dispensing station etc, during winter/summer seasons and withstands full vacuum


Item Code	Dash Size	ID		OD		WP		BP		V	W
		inch	mm	inch	mm	psi	bar	psi	bar	bar	kg/m
PH615-32	-32	2	51.0	2.99	76.0	600	40	1200	80	0.90	3.41
PH615-48	-48	3	76.0	3.90	99.0	600	40	1200	80	0.90	5.20
PH615-64	-64	4	102.0	5.04	128.0	600	40	1200	80	0.90	6.80
PH615-96	-96	6	152.0	7.01	178.0	600	40	1200	80	0.90	11.00



Temperature Range: Continuous: -20°C to +80°C

## PH 617 - OIL FUEL DELIVERY HOSE - 20 BAR

Polyhose Proprietary Product



### Construction

**Core** Black colour, Synthetic rubber resistant to oil

**Reinforcement** Plies of synthetic textile cords with steel helix and two cross anti static copper wire

**Cover** Black colour, Synthetic rubber resistant to oil, ozone and abrasion

**Application** Mandrel built heavy duty oil suction and discharge hose for handling grades of gasoline or petroleum oils of aromatic content upto 50% from tank truck, in dispensing station etc, during winter/summer seasons and withstands full vacuum

Item Code	Dash Size	ID		OD		WP		BP		W
		inch	mm	inch	mm	psi	bar	psi	bar	kg/m
PH617-12	-12	3/4	19.0	1.06	27.0	300	20	870	60	0.68
PH617-16	-16	1	25.0	1.38	35.0	300	20	870	60	0.81
PH617-20	-20	1.1/4	32.0	1.65	42.0	300	20	870	60	1.22
PH617-24	-24	1.1/2	38.0	1.89	48.0	300	20	870	60	1.35
PH617-32	-32	2	51.0	2.44	62.0	300	20	870	60	2.04
PH617-40	-40	2.1/2	63.0	2.95	75.0	300	20	870	60	2.65
PH617-48	-48	3	76.0	3.46	88.0	300	20	870	60	3.08
PH617-56	-56	3.1/2	89.0	4.09	104.0	300	20	870	60	3.60
PH617-64	-64	4	102.0	4.57	116.0	300	20	870	60	4.87
PH617-80	-80	5	127.0	5.59	142.0	300	20	870	60	5.60
PH617-96	-96	6	152.0	6.54	166.0	300	20	870	60	7.00



Temperature Range: Continuous: -20°C to +80°C

PH 620 - AIR & WATER DISCHARGE HOSE - 10 BAR

Polyhose Proprietary Product



Construction

- CoreBlack colour, Synthetic rubber resistant to oil
- ReinforcementPlies of synthetic textile cords
- CoverBlack colour, Synthetic rubber resistant to oil, ozone and abrasion
- ApplicationLight weight hose designed for air, water & dust delivery in underground mines

Item Code	Dash Size	ID		OD		WP		BP		W
		inch	mm	inch	mm	psi	bar	psi	bar	kg/m
PH620-16	-16	1	25.0	1.26	32.0	150	10	435	30	0.48
PH620-20	-20	1.1/4	32.0	1.54	39.0	150	10	435	30	0.62
PH620-24	-24	1.1/2	38.0	1.77	45.0	150	10	435	30	0.80
PH620-32	-32	2	51.0	2.28	58.0	150	10	435	30	0.94
PH620-40	-40	2.1/2	63.0	2.76	70.0	150	10	435	30	1.20
PH620-48	-48	3	76.0	3.27	83.0	150	10	435	30	1.50
PH620-56	-56	3.1/2	89.0	3.82	97.0	150	10	435	30	1.70
PH620-64	-64	4	102.0	4.29	109.0	150	10	435	30	2.20
PH620-80	-80	5	127.0	5.39	137.0	150	10	435	30	3.80
PH620-96	-96	6	152.0	6.38	162.0	150	10	435	30	4.50
PH620-128	-128	8	203.0	8.54	217.0	150	10	435	30	6.10



Temperature Range: Continuous: -25°C to +70°C

PH 621 - CEMENT / PLASTER PLACEMENT HOSE

Polyhose Proprietary Product



Construction

- CoreBlack colour, Synthetic and natural rubber blend resistant to abrasion
- ReinforcementHigh Tensile Synthetic Textile cord
- CoverBlack colour, Synthetic rubber resistant to ozone, weather and abrasion
- ApplicationFor Cement/ Plaster/ Sand placement in construction industry

Item Code	Dash Size	ID		OD		WP		BP		W
		inch	mm	inch	mm	psi	bar	psi	bar	kg/m
PH621-16	-16	1	25.0	1.46	37.0	150	10	435	30	0.70
PH621-20	-20	1.1/4	32.0	1.81	46.0	150	10	435	30	0.99
PH621-24	-24	1.1/2	38.0	2.05	52.0	150	10	435	30	1.42
PH621-32	-32	2	51.0	2.56	65.0	150	10	435	30	2.04
PH621-40	-40	2.1/2	64.0	3.15	80.0	150	10	435	30	2.65
PH621-48	-48	3	76.0	3.62	92.0	150	10	435	30	3.11
PH621-64	-64	4	102.0	4.65	118.0	150	10	435	30	4.57
PH621-80	-80	5	127.0	5.79	147.0	150	10	435	30	6.29
PH621-96	-96	6	152.0	6.93	176.0	150	10	435	30	9.40
PH621-128	-128	8	203.0	9.09	231.0	150	10	435	30	14.40



Temperature Range: Continuous: -30°C to +70°C




## PH 622 - HIGH PRESSURE PLASTER SPRAY HOSE

Polyhose Proprietary Product

### Construction

Core	Black colour, Synthetic and natural rubber blend resistant to abrasion
Reinforcement	High Tensile Synthetic Textile Cord
Cover	Black colour, Synthetic rubber resistant to ozone, weather and abrasion
Application	For High Pressure Cement/ Plaster Spraying in construction industry



Item Code	Dash Size	ID		OD		WP		BP		W kg/m
		inch	mm	inch	mm	psi	bar	psi	bar	
PH 622-16	-16	1	25.0	1.54	39.0	580	40	1740	120	0.93
PH 622-20	-20	1.1/4	32.0	1.81	46.0	580	40	1740	120	1.15
PH 622-24	-24	1.1/2	38.0	2.13	54.0	580	40	1740	120	1.60
PH 622-32	-32	2	51.0	2.72	69.0	580	40	1740	120	2.50
PH 622-40	-40	2.1/2	64.0	3.39	86.0	580	40	1740	120	3.00
PH 622-48	-48	3	76.0	3.86	98.0	580	40	1740	120	4.20
PH 622-64	-64	4	102.0	5.12	130.0	580	40	1740	120	5.60
PH 622-80	-80	5	127.0	6.18	157.0	580	40	1740	120	6.00



Temperature Range: Continuous: -30°C to +70°C

## PH 623 - BULK MATERIAL SUCTION AND DISCHARGE HOSE W.P. 10 BAR

Polyhose Proprietary Product

### Construction

Core	Black colour, Synthetic and natural rubber blend resistant to abrasion
Reinforcement	High Tensile Synthetic Textile Cord with steel helix and 2 cross anti static wire
Cover	Black colour, Synthetic rubber resistant to ozone, weather and abrasion
Application	For Suction and Discharge of bulk material dry cement, gravel, sand, etc., construction industry



Item Code	Dash Size	ID		OD		WP		BP		V	W
		inch	mm	inch	mm	psi	bar	psi	bar	bar	kg/m
PH623-16	-16	1	25.0	1.54	39.0	150	10	435	30	0.9	1.15
PH623-20	-20	1.1/4	32.0	1.77	45.0	150	10	435	30	0.9	1.40
PH623-24	-24	1.1/2	38.0	2.05	52.0	150	10	435	30	0.9	1.70
PH623-32	-32	2	51.0	2.56	65.0	150	10	435	30	0.9	1.80
PH623-40	-40	2.1/2	64.0	3.11	79.0	150	10	435	30	0.9	2.00
PH623-48	-48	3	76.0	3.62	92.0	150	10	435	30	0.9	3.15
PH623-64	-64	4	102.0	4.72	120.0	150	10	435	30	0.9	5.00
PH623-80	-80	5	127.0	5.79	147.0	150	10	435	30	0.9	6.70
PH623-96	-96	6	152.0	6.85	174.0	150	10	435	30	0.9	8.90



Temperature Range: Continuous: -30°C to +70°C

PH 624 - SHOT BLASTING HOSE W.P. 12 BAR

Polyhose Proprietary Product



Construction

- Core
- Black colour, Synthetic and natural rubber blend resistant to abrasion
- Reinforcement
- High Tensile Synthetic Textile Cord with 2 cross anti static wire
- Cover
- Black colour, Synthetic rubber resistant to ozone, weather and abrasion
- Application
- Suitably designed long lasting heavy duty hose for use in sand, metal grits and foundry waste with conductive rubber compound to ensure static electricity dissipation abrasion loss of the tube according to ISO 4649: 50±5mm³

Item Code	Dash Size	ID		OD		WP		BP		W
		inch	mm	inch	mm	psi	bar	psi	bar	
PH624-08	-08	1/2	12.7	1.06	27.0	175	12	525	36	0.61
PH624-12	-12	3/4	19.0	1.34	34.0	175	12	525	36	0.80
PH624-16	-16	1	25.0	1.57	40.0	175	12	525	36	0.97
PH624-20	-20	1.1/4	32.0	1.89	48.0	175	12	525	36	1.32
PH624-24	-24	1.1/2	38.0	2.13	54.0	175	12	525	36	1.45
PH624-32	-32	2	51.0	2.87	73.0	175	12	525	36	2.20
PH624-40	-40	2.1/2	64.0	3.35	85.0	175	12	525	36	3.26
PH624-48	-48	3	76.0	3.94	100.0	175	12	525	36	3.90
PH624-64	-64	4	102.0	4.96	126.0	175	12	525	36	4.40



Temperature Range: Continuous: -30°C to +70°C

PH 625 - BUNKER TRUCK HOT AIR BLOWER HOSE W.P. 10 BAR

Polyhose Proprietary Product



Construction

- Core
- Black colour, Synthetic rubber to withstand high temperature blower air
- Reinforcement
- High Tensile Synthetic Textile Cord
- Cover
- Black colour, Synthetic rubber resistant to ozone, weather and abrasion
- Application
- For Hot dry oilness air feeding to bunker trucks for discharge of bulk material like Dry Cement, Fly Ash, Quarry Dust, Sand, etc., in construction industry

Item Code	Dash Size	ID		OD		WP		BP		W
		inch	mm	inch	mm	psi	bar	psi	bar	
PH625-32	-32	2	51.0	2.56	65.0	150	10	435	30	1.60
PH625-48	-48	3	76.0	3.62	92.0	150	10	435	30	2.80
PH625-64	-64	4	102.0	4.65	118.0	150	10	435	30	3.60




Temperature Range: Continuous: -30°C to +180°C

## PH 626 - DRY CEMENT DELIVERY / SILO HOSE

Polyhose Proprietary Product

### Construction

Core	Black colour, Synthetic and natural rubber blend resistant to abrasion
Reinforcement	Synthetic textile cord yarn fabric with antistatic copper wire
Cover	Black colour, Synthetic rubber resistant to ozone, weather and abrasion
Application	For transfer of Dry Cement, Sand, Crusher Dust from Silo/ Tanker



Item Code	Dash Size	ID		OD		WP		BP		W kg/m
		inch	mm	inch	mm	psi	bar	psi	bar	
PH626-16	-16	1	25.0	1.46	37.0	150	10	450	30	0.83
PH626-20	-20	1.1/4	32.0	1.73	44.0	150	10	450	30	1.01
PH626-24	-24	1.1/2	38.0	1.97	50.0	150	10	450	30	1.30
PH626-32	-32	2	51.0	2.56	65.0	150	10	450	30	1.70
PH626-40	-40	2.1/2	64.0	3.07	78.0	150	10	450	30	2.10
PH626-48	-48	3	76.0	3.54	90.0	150	10	450	30	2.70
PH626-64	-64	4	102.0	4.65	118.0	150	10	450	30	4.40
PH626-80	-80	5	127.0	5.79	147.0	150	10	450	30	5.70
PH626-96	-96	6	152.0	6.77	172.0	150	10	450	30	7.00
PH626-128	-128	8	203.0	8.94	227.0	150	10	450	30	9.00




Temperature Range: Continuous: -30°C to +70°C







## PH 628 - ABRASIVE BULK MATERIAL SUCTION AND DISCHARGE HOSE W.P 20 BAR

Polyhose Proprietary Product

### Construction

Core	Black colour, Synthetic and natural rubber blend resistant to abrasion
Reinforcement	High Tensile Synthetic Textile Cord with steel helix and 2 cross anti static wire
Cover	Black colour, Synthetic rubber resistant to ozone, weather and abrasion
Application	For suction and discharge of bulk material Dry Cement, Gravel, Sand in Construction Industry



Item Code	Dash Size										
		ID	OD	WP	BP	V	W				
		inch	mm	inch	mm	psi	bar	psi	bar	bar	kg/m
PH628-16	-16	1	25.0	1.57	40.0	300	20	870	60	0.9	1.20
PH628-20	-20	1.1/4	32.0	1.81	46.0	300	20	870	60	0.9	1.60
PH628-24	-24	1.1/2	38.0	2.13	54.0	300	20	870	60	0.9	2.00
PH628-32	-32	2	51.0	2.64	67.0	300	20	870	60	0.9	2.40
PH628-40	-40	2.1/2	64.0	3.11	79.0	300	20	870	60	0.9	2.80
PH628-48	-48	3	76.0	3.82	97.0	300	20	870	60	0.9	3.80
PH628-64	-64	4	102.0	4.88	124.0	300	20	870	60	0.9	5.80
PH628-80	-80	5	127.0	5.83	148.0	300	20	870	60	0.9	7.40
PH628-96	-96	6	152.0	6.85	174.0	300	20	870	60	0.9	9.20



Temperature Range: Continuous: -30°C to +70°C

PH 629 - ABRASIVE BULK MATERIAL DISCHARGE HOSE W.P 10 BAR

Polyhose Proprietary Product



Construction

- Core** Black colour, Synthetic and natural rubber blend resistant to abrasion
- Reinforcement** High tensile synthetic textile cord and two cross anti static copper wire
- Cover** Black colour, Synthetic rubber resistant to ozone, weather and abrasion
- Application** For discharge of bulk material Dry Cement, Gravel, Sand etc., in Construction Industry

Item Code	Dash Size	ID		OD		WP		BP		W
		inch	mm	inch	mm	psi	bar	psi	bar	kg/m
PH629-32	-32	2	51.0	2.52	64.0	150	10	435	30	1.71
PH629-40	-40	2.1/2	64.0	2.99	76.0	150	10	435	30	2.10
PH629-48	-48	3	76.0	3.62	92.0	150	10	435	30	2.60
PH629-64	-64	4	102.0	4.65	118.0	150	10	435	30	4.40
PH629-80	-80	5	127.0	5.63	143.0	150	10	435	30	5.60
PH629-96	-96	6	152.0	6.69	170.0	150	10	435	30	7.00
PH629-128	-128	8	203.0	8.94	227.0	150	10	435	30	9.80



Temperature Range: Continuous: -30°C to +75°C

PH 630 - AIR & WATER DISCHARGE HOSE - 20 BAR

Polyhose Proprietary Product



Construction

- Core** Black colour, Synthetic rubber resistant to water
- Reinforcement** Plies of synthetic textile cords with helix wire
- Cover** Black colour, Synthetic rubber, wrapped type, abrasion water resistant
- Application** Hose designed for Air, water & stone dust delivery in underground mines

Item Code	Dash Size	ID		OD		WP		BP		W
		inch	mm	inch	mm	psi	bar	psi	bar	kg/m
PH630-16	-16	1	25.0	1.34	34.0	300	20	900	60	0.67
PH630-20	-20	1.1/4	32.0	1.65	42.0	300	20	900	60	0.80
PH630-24	-24	1.1/2	38.0	1.89	48.0	300	20	900	60	0.94
PH630-32	-32	2	51.0	2.44	62.0	300	20	900	60	2.20
PH630-40	-40	2.1/2	63.0	2.99	76.0	300	20	900	60	2.60
PH630-48	-48	3	76.0	3.50	89.0	300	20	900	60	3.10
PH630-56	-56	3.1/2	89.0	4.06	103.0	300	20	900	60	3.70
PH630-64	-64	4	102.0	4.57	116.0	300	20	900	60	4.12
PH630-80	-80	5	127.0	5.59	142.0	300	20	900	60	4.90
PH630-96	-96	6	152.0	6.57	167.0	300	20	900	60	6.70
PH630-128	-128	8	203.0	8.62	219.0	300	20	900	60	8.20



Temperature Range: Continuous: -25°C to +70°C

## PH 631 - INDUSTRIAL DUTY AIR HOSE W.P. 20 BAR

Polyhose Proprietary Product

### Construction

Core	Black colour, Synthetic rubber resistant to high temperature and oil mist
Reinforcement	High Tensile Synthetic Textile Cord
Cover	Black colour, Synthetic rubber resistant to ozone, weather and abrasion
Application	For conveying air from compressors and blowers



Item Code	Dash Size	ID		OD		WP		BP		W kg/m
		inch	mm	inch	mm	psi	bar	psi	bar	
PH631-16	-16	1	25.0	1.42	36.0	300	20	870	60	0.72
PH631-24	-24	1.1/2	38.0	2.01	51.0	300	20	870	60	1.85
PH631-32	-32	2	51.0	2.56	65.0	300	20	870	60	2.00
PH631-40	-40	2.1/2	64.0	3.15	80.0	300	20	870	60	2.58
PH631-48	-48	3	76.0	3.62	92.0	300	20	870	60	3.20
PH631-64	-64	4	102.0	4.72	120.0	300	20	870	60	4.50



Temperature Range: Continuous: -20°C to +85°C

## PH 639 - BULK MATERIAL DISCHARGE - 20 BAR

Polyhose Proprietary Product

### Construction

Core	Black colour, Synthetic and natural rubber blend resistant to abrasion
Reinforcement	High Tensile Synthetic Textile Cord
Cover	Black colour, Synthetic Rubber resistant to Ozone, weather and abrasion
Application	For Discharge of Bulk Material dry cement, gravel, sand etc in Construction Industry



Item Code	Dash Size	ID		OD		WP		BP		W kg/m
		inch	mm	inch	mm	psi	bar	psi	bar	
PH639-32	-32	2	51.0	2.64	67.0	300	20	870	60	1.70
PH639-40	-40	2.1/2	64.0	3.11	79.0	300	20	870	60	2.10
PH639-48	-48	3	76.0	3.70	94.0	300	20	870	60	2.60
PH639-64	-64	4	102.0	4.80	122.0	300	20	870	60	4.40
PH639-80	-80	5	127.0	5.75	146.0	300	20	870	60	5.70
PH639-96	-96	6	152.0	6.77	172.0	300	20	870	60	7.00
PH639-128	-128	8	203.0	9.05	230.0	300	20	870	60	9.00




Temperature Range: Continuous: -30°C to +70°C



PH 642 - XLPE CHEMICAL SUCTION AND DISCHARGE HOSE W.P. 17 BAR

Polyhose Proprietary Product



Construction

- Core
- White colour, Synthetic rubber with XLPE liner
- Reinforcement
- High Tensile Synthetic Textile Cord with steel helix and 2 cross anti static wire
- Cover
- Green colour EPDM, wrapped type, abrasion and weather resistant
- Application
- Excellent in handling petroleum based products, hydrocarbon solvents, oxidising chemicals, major strong acid and alkali as well as organic fluid etc.,


Item Code	Dash Size	ID		OD		WP		BP		V	W
		inch	mm	inch	mm	psi	bar	psi	bar	bar	kg/m
PH 642-12	-12	3/4	19.0	1.18	30.0	250	17	750	51	0.9	0.80
PH 642-16	-16	1	25.0	1.38	35.0	250	17	750	51	0.9	1.39
PH 642-20	-20	1.1/4	32.0	1.73	44.0	250	17	750	51	0.9	1.52
PH 642-24	-24	1.1/2	38.0	1.97	50.0	250	17	750	51	0.9	2.00
PH 642-32	-32	2	51.0	2.64	67.0	250	17	750	51	0.9	2.70
PH 642-40	-40	2.1/2	63.0	3.11	79.0	250	17	750	51	0.9	3.20
PH 642-48	-48	3	76.0	3.70	94.0	250	17	750	51	0.9	4.50
PH 642-64	-64	4	102.0	4.72	120.0	250	17	750	51	0.9	4.80



Temperature Range: Continuous: -20°C to +120°C

PH 645 - UHMPE CHEMICAL S & D HOSE

Polyhose Proprietary Product



Construction

- Core
- White colour, Synthetic rubber with transparent UHMPE liner FDA approved
- Reinforcement
- Synthetic Textile cord with Helical wire
- Cover
- Blue colour EPDM rubber resistant to ozone, weather and abrasion
- Application
- Conveying acids and chemical with corrugated finish

Item Code	Dash Size	ID		OD		WP		BP		V	W
		inch	mm	inch	mm	psi	bar	psi	bar	bar	kg/m
PH 645-12	-12	3/4	19.0	1.22	31.0	250	17	750	51	0.9	0.70
PH 645-16	-16	1	25.0	1.46	37.0	250	17	750	51	0.9	1.29
PH 645-20	-20	1.1/4	32.0	1.73	44.0	250	17	750	51	0.9	1.49
PH 645-24	-24	1.1/2	38.0	1.97	50.0	250	17	750	51	0.9	1.90
PH 645-32	-32	2	51.0	2.48	63.0	250	17	750	51	0.9	2.50
PH 645-40	-40	2.1/2	63.0	3.07	78.0	250	17	750	51	0.9	3.20
PH 645-48	-48	3	76.0	3.70	94.0	250	17	750	51	0.9	4.30
PH 645-64	-64	4	102.0	4.65	118.0	250	17	750	51	0.9	4.80



Temperature Range: Continuous: -20°C to +120°C

## PH 646 - EPDM CHEMICAL S & D HOSE

Polyhose Proprietary Product

### Construction

Core	Black colour, EPDM synthetic rubber resistant to wide range of industrial chemicals
Reinforcement	High Tensile Synthetic Textile Cord with 2 cross anti static wire
Cover	Black colour, Synthetic rubber resistant to ozone, weather and abrasion
Application	For conveying wide range of light chemicals



Item Code	Dash Size	ID		OD		WP		BP		W kg/m
		inch	mm	inch	mm	psi	bar	psi	bar	
PH 646-08	-08	1/2	12.7	0.97	24.7	250	17	750	51	0.56
PH 646-12	-12	3/4	19.0	1.22	31.0	250	17	750	51	0.68
PH 646-16	-16	1	25.0	1.46	37.0	250	17	750	51	0.80
PH 646-20	-20	1.1/4	32.0	1.73	44.0	250	17	750	51	0.99
PH 646-24	-24	1.1/2	38.0	2.05	52.0	250	17	750	51	1.50
PH 646-32	-32	2	51.0	2.64	67.0	250	17	750	51	2.04
PH 646-40	-40	2.1/2	64.0	3.15	80.0	250	17	750	51	2.70
PH 646-48	-48	3	76.0	3.62	92.0	250	17	750	51	3.12
PH 646-64	-64	4	102.0	4.65	118.0	250	17	750	51	4.60



Temperature Range: Continuous: -30°C to +120°C

## PH 647 - SLURRY & MUD WATER SUCTION AND DISCHARGE HOSE

Polyhose Proprietary Product

### Construction

Core	Black colour, Synthetic and natural rubber blend resistant to abrasion
Reinforcement	High Tensile Synthetic Textile Cord with 2 cross anti static wire
Cover	Black colour, Synthetic rubber resistant to ozone, weather and abrasion
Application	For suction and discharge of slurry, mud and waste water




Item Code	Dash Size	ID		OD		WP		BP		W kg/m
		inch	mm	inch	mm	psi	bar	psi	bar	
PH 647-32	-32	2	51.0	2.64	67.0	150	10	450	30	2.80
PH 647-48	-48	3	76.0	3.66	93.0	150	10	450	30	4.70
PH 647-64	-64	4	102.0	4.80	122.0	150	10	450	30	5.40
PH 647-80	-80	5	127.0	5.79	147.0	150	10	450	30	6.20
PH 647-96	-96	6	152.0	6.85	174.0	150	10	450	30	12.60
PH 647-128	-128	8	203.0	9.33	237.0	150	10	450	30	19.70



Temperature Range: Continuous: -30°C to +70°C

PH 648 - UHMWPE S & D HOSE FOOD

Polyhose Proprietary Product



Construction


- Core** White colour, Synthetic rubber with transparent UHMPE liner
- Reinforcement** High Tensile Synthetic Textile Cord with steel helix and 2 cross anti static wire
- Cover** Blue colour EPDM rubber resistant to ozone, weather and abrasion
- Application** Food & Potable water

Item Code	Dash Size	ID		OD		WP		BP		V	W
		inch	mm	inch	mm	psi	bar	psi	bar	bar	kg/m
PH 648-12	-12	3/4	19.0	1.22	31.0	250	17	750	51	0.9	0.70
PH 648-16	-16	1	25.0	1.46	37.0	250	17	750	51	0.9	1.29
PH 648-20	-20	1.1/4	32.0	1.73	44.0	250	17	750	51	0.9	1.49
PH 648-24	-24	1.1/2	38.0	1.97	50.0	250	17	750	51	0.9	1.90
PH 648-32	-32	2	51.0	2.48	63.0	250	17	750	51	0.9	2.50
PH 648-40	-40	2.1/2	63.0	3.07	78.0	250	17	750	51	0.9	3.20
PH 648-48	-48	3	76.0	3.62	92.0	250	17	750	51	0.9	4.30
PH 648-64	-64	4	102.0	4.65	118.0	250	17	750	51	0.9	4.80

 **Temperature Range:** Continuous: -30°C to +120°C

PH 649 - CONCRETE DELIVERY HOSE

Polyhose Proprietary Product



Construction

- Core** Black colour, Synthetic and natural rubber blend resistant to abrasion
- Reinforcement** High Tensile Synthetic Textile Cord with 2 cross anti static wire
- Cover** Black colour, Synthetic rubber resistant to ozone, weather and abrasion
- Application** Designed for concrete pumping in construction industry

Item Code	Dash Size	ID		OD		WP		BP		W
		inch	mm	inch	mm	psi	bar	psi	bar	kg/m
PH 649-20	-20	1.1/4	32.0	1.93	49.0	1200	80	2400	165	1.60
PH 649-24	-24	1.1/2	38.0	2.20	56.0	1200	80	2400	165	1.80
PH 649-32	-32	2	51.0	2.80	71.0	1200	80	2400	165	3.00
PH 649-40	-40	2.1/2	64.0	3.39	86.0	1200	80	2400	165	3.40
PH 649-48	-48	3	76.0	4.02	102.0	1000	70	2200	150	4.90
PH 649-64	-64	4	102.0	5.16	131.0	1000	70	2200	150	6.90


 **Temperature Range:** Continuous: -30°C to +70°C

## PH 651 - RADIATOR HOSE

Polyhose Proprietary Product

### Construction

Core	Black Colour, EPDM rubber resistant to wide range of Industrial Chemicals
Reinforcement	Synthetic Textile cord
Cover	Black colour, EPDM Rubber resistant to Ozone, weather and abrasion
Application	For conveying hot water mixed with anti- freeze liquids in cooling systems



Item Code	Dash Size	ID		OD		WP		BP		W kg/m
		inch	mm	inch	mm	psi	bar	psi	bar	
PH 651-08	-08	1/2	12.7	0.83	21.0	45	3	135	9	0.30
PH 651-12	-12	3/4	19.0	1.10	28.0	45	3	135	9	0.45
PH 651-16	-16	1	25.0	1.34	34.0	45	3	135	9	0.50
PH 651-20	-20	1.1/4	32.0	1.65	42.0	45	3	135	9	0.60
PH 651-24	-24	1.1/2	38.0	1.89	48.0	45	3	135	9	0.80
PH 651-32	-32	2	51.0	2.44	62.0	45	3	135	9	1.20
PH 651-40	-40	2.1/2	64.0	2.99	76.0	45	3	135	9	1.40
PH 651-48	-48	3	76.0	3.50	89.0	45	3	135	9	1.65
PH 651-64	-64	4	102.0	4.57	116.0	45	3	135	9	2.60
PH 651-80	-80	5	127.0	5.59	142.0	45	3	135	9	4.60
PH 651-96	-96	6	152.0	6.57	167.0	45	3	135	9	6.80



Temperature Range: Continuous: -40°C to +120°C

## PH 657 - OIL FUEL DELIVERY HOSE FRAS - 20 BAR

Polyhose Proprietary Product

### Construction

Core	Black colour, Conductive Synthetic Rubber resistant to oil
Reinforcement	Piles of synthetic textile cords
Cover	Black colour, Conductive Synthetic rubber resistant to weather and abrasion
Application	Mandrel built heavy duty oil delivery hose for handling a wide range of gasoline or petroleum oils of aromatic content up to 50% from tank truck, in dispensing station, refineries, etc.




Item Code	Dash Size	ID		OD		WP		BP		W kg/m
		inch	mm	inch	mm	psi	bar	psi	bar	
PH657-12	-12	3/4	19.0	1.22	31.0	300	20	870	60	0.68
PH657-16	-16	1	25.0	1.46	37.0	300	20	870	60	0.81
PH657-20	-20	1.1/4	32.0	1.73	44.0	300	20	870	60	1.22
PH657-24	-24	1.1/2	38.0	2.01	51.0	300	20	870	60	1.35
PH657-32	-32	2	51.0	2.60	66.0	300	20	870	60	2.04
PH657-40	-40	2.1/2	63.0	3.11	79.0	300	20	870	60	2.65
PH657-48	-48	3	76.0	3.58	91.0	300	20	870	60	3.08
PH657-56	-56	3.1/2	89.0	4.17	106.0	300	20	870	60	3.60
PH657-64	-64	4	102.0	4.72	120.0	300	20	870	60	4.87
PH657-80	-80	5	127.0	5.75	146.0	300	20	870	60	5.60
PH657-96	-96	6	152.0	6.69	170.0	300	20	870	60	7.00



Temperature Range: Continuous: -20°C to +80°C

PH 661 - MINE BLAST HANDLING HOSE - W.P. 20 BAR

Polyhose Proprietary Product



Construction

- CoreBlack colour, Conductive synthetic rubber abrasion resistance
- ReinforcementPlies of synthetic textile cord with steel helix
- CoverBlack colour, Conductive Synthetic rubber resistant to abrasion, Ozone and fire resistance
- ApplicationMandrel built heavy duty Suction & Discharge hose for handling explosive materials in Mining applications

Item Code	Dash Size	ID		OD		WP		BP		V	W
		inch	mm	inch	mm	psi	bar	psi	bar	bar	kg/m
PH661-32	-32	2	51.0	2.79	71.0	300	20	900	60	0.9	2.50
PH661-40	-40	2.1/2	63.0	3.27	83.0	300	20	900	60	0.9	3.00



Temperature Range: Continuous: -30°C to +80°C

PH 663 - AIR & WATER DISCHARGE HOSE FRAS - 20 BAR

Polyhose Proprietary Product



Construction

- CoreBlack colour, Conductive synthetic rubber resistant to air and water
- ReinforcementPiles of synthetic textile cord
- CoverBlack colour, Conductive Synthetic rubber resistant to air and water
- ApplicationHose designed for Air, water & stone dust delivery in underground mines


Item Code	Dash Size	ID		OD		WP		BP		W
		inch	mm	inch	mm	psi	bar	psi	bar	kg/m
PH663-16	-16	1	25.0	1.34	34.0	300	20	900	60	0.53
PH663-20	-20	1.1/4	32.0	1.65	42.0	300	20	900	60	0.84
PH663-24	-24	1.1/2	38.0	1.89	48.0	300	20	900	60	0.98
PH663-32	-32	2	51.0	2.44	62.0	300	20	900	60	1.10
PH663-40	-40	2.1/2	63.0	2.99	76.0	300	20	900	60	1.50
PH663-48	-48	3	76.0	3.50	89.0	300	20	900	60	1.72
PH663-56	-56	3.1/2	89.0	4.06	103.0	300	20	900	60	2.10
PH663-64	-64	4	102.0	4.57	116.0	300	20	900	60	2.40
PH663-80	-80	5	127.0	5.59	142.0	300	20	900	60	3.00
PH663-96	-96	6	152.0	6.57	167.0	300	20	900	60	5.00
PH663-128	128	8	203.0	8.62	219.0	300	20	900	60	7.20



Temperature Range: Continuous: -20°C to +85°C

PH 681 - SATURATED STEAM & HOT WATER HOSE

Polyhose Proprietary Product



Construction

- CoreBlack colour, EPDM rubber resistant to saturated steam
- ReinforcementSynthetic Textile cord
- CoverRed colour,EPDM resistant to ozone and weather
- ApplicationSaturated steam and hot water delivery

Item Code	Dash Size	ID		OD		WP		BP		W
		inch	mm	inch	mm	psi	bar	psi	bar	kg/m
PH681-08	-08	1/2	12.7	0.91	23.0	100	7	300	21	0.43
PH681-12	-12	3/4	19.0	1.22	31.0	100	7	300	21	0.60
PH681-16	-16	1	25.0	1.46	37.0	100	7	300	21	0.74
PH681-20	-20	1.1/4	32.0	1.81	46.0	100	7	300	21	1.10
PH681-24	-24	1.1/2	38.0	2.05	52.0	100	7	300	21	1.30
PH681-32	-32	2	51.0	2.64	67.0	100	7	300	21	1.80



Temperature Range: Continuous: -40°C to +165°C



**PH148 - MEDIUM PRESSURE HYDRAULIC HOSE - R7**

Applicable Standard: SAE 100 R7 / DIN EN ISO 3949

**Construction**

Core Thermoplastic Elastomer


Reinforcement Single Braid of Synthetic Fiber

Cover Polyurethane, Black Colour, Pin pricked

Application Medium Pressure Hydraulic Lines 70 to 210 bar. Suitable for hydraulic application with increased resistance to abrasion for use with petroleum, synthetic or water based fluids in Hydraulic systems. Suitable for Agricultural machinery, Earthmoving, Articulating & Telescopic booms and Material handling equipments. Can be used for industrial gases and other applications

Note: Available Twin & Multi lines with different Hose combination and Size. Also special colours available on request.

Please specify our part nos. as PH151 for electrical non - conductive application - Orange colour cover



Item Code	Dash Size	DN	ID		OD		WP		BP		BR/r		W
			inch	mm	inch	mm	psi	bar	psi	bar	inch	mm	
PH148-02	-02	03	1/8	3.2	0.320	8.1	3,000	210	12,000	840	1.0	25	57.0
PH148-03	-03	05	3/16	4.8	0.405	10.3	3,000	210	12,000	840	1.0	25	80.0
PH148-04	-04	06	1/4	6.4	0.490	12.4	2,750	190	11,000	760	1.3	32	114.0
PH148-05	-05	08	5/16	8.0	0.560	14.2	2,500	175	10,000	700	1.8	45	142.0
PH148-06	-06	10	3/8	9.5	0.620	15.7	2,250	155	9,000	620	2.2	55	164.0
PH148-08	-08	12	1/2	12.7	0.760	19.3	2,050	140	8,200	560	3.0	77	229.0
PH148-10	-10	16	5/8	16.0	0.910	23.1	1,500	105	6,000	420	4.3	110	295.0
PH148-12	-12	20	3/4	19.0	1.040	26.4	1,300	90	5,200	360	5.5	140	356.0
PH148-16	-16	25	1	25.4	1.310	33.3	1,000	70	4,000	280	8.0	200	504.0
PH148-20	-20	32	1.1/4	31.8	1.654	42.0	1,000	70	4,000	280	12.0	300	737.0



Temperature Range: Continuous: -40°C to +100°C

Temp. not to exceed +70°C for Air and Water based fluids

**PH149 - HIGH PRESSURE HYDRAULIC HOSE - R8**

Applicable Standard: SAE 100 R8 / DIN EN ISO 3949

**Construction**

Core Thermoplastic Elastomer


Reinforcement One or more Braids of Aramid Fiber

Cover Polyurethane, Black Colour, Pin pricked

Application High Pressure Hydraulic Lines 100 to 420 bar compact, high pressure, light weight and low change in length. Suitable for hydraulic application with increased resistance to abrasion for use with petroleum, synthetic or water based fluids in Hydraulic systems. Suitable for Agricultural machinery, Earthmoving, Safety, Rescue and Material handling equipments Can be used for industrial gases and other applications. Please consult manufacturer

Note: Available Twin & Multi lines with different Hose combination and Size. Also special colours available on request.

Please specify our part nos. as PH152 for electrical non - conductive application - Orange colour cover



Item Code	Dash Size	DN	ID		OD		WP		BP		BR/r		W
			inch	mm	inch	mm	psi	bar	psi	bar	inch	mm	
PH149-02	-02	03	1/8	3.2	0.320	8.1	6,000	420	24,000	1,680	1.0	25	57.0
PH149-03	-03	05	3/16	4.8	0.405	10.3	5,000	350	20,000	1,400	1.0	25	87.0
PH149-04	-04	06	1/4	6.4	0.490	12.4	5,000	350	20,000	1,400	1.3	32	118.0
PH149-05	-05	08	5/16	8.0	0.560	14.2	4,350	300	17,400	1,200	1.8	45	147.0
PH149-06	-06	10	3/8	9.5	0.620	15.7	4,000	280	16,000	1,120	2.2	55	170.0
PH149-08	-08	12	1/2	12.7	0.760	19.3	3,500	245	14,000	980	3.0	77	219.0
PH149-10	-10	16	5/8	16.0	0.910	23.1	2,900	200	11,600	800	4.3	110	295.0
PH149-12	-12	20	3/4	19.0	1.040	26.4	2,300	165	9,200	660	5.5	140	372.0
PH149-16	-16	25	1	25.4	1.310	33.3	2,000	140	8,000	560	8.0	200	511.0
PH149-20	-20	32	1.1/4	31.8	1.654	42.0	1,500	100	6,000	400	14.0	350	750.0



Temperature Range: Continuous: -40°C to +100°C

Temp. not to exceed +70°C for Air and Water based fluids

**PH353 - HIGH PRESSURE HYDRAULIC HOSE - R8 (2PB)**

Applicable Standard: SAE 100 R8 / DIN EN ISO 3949

**Construction**

Core Thermoplastic Elastomer


Reinforcement Double Braids of Synthetic Fiber

Cover Polyurethane, Black Colour, Pin pricked

Application High Pressure Hydraulic Lines 140 to 350 bar high pressure, light weight and low change in length. Suitable for hydraulic application with increased resistance to abrasion for use with petroleum, synthetic or water based fluids in Hydraulic systems. Suitable for Agricultural machinery, Earthmoving, Safety, Rescue and Material handling equipments. Can be used for industrial gases and other applications. Please consult manufacturer

Note: Available Twin & Multi lines with different Hose combination and Size. Also special colours available on request.

Please specify our part nos. as PH357 for electrical non - conductive application - Orange colour cover



Item Code	Dash Size	DN	ID		OD		WP		BP		BR/r		W g/m
			inch	mm	inch	mm	psi	bar	psi	bar	inch	mm	
PH353-03	-03	05	3/16	4.8	0.490	12.4	5,000	350	20,000	1,400	1.6	40	136.0
PH353-04	-04	06	1/4	6.4	0.635	16.1	5,000	350	20,000	1,400	1.8	45	220.0
PH353-05	-05	08	5/16	8.0	0.660	16.8	4,250	290	17,000	1,160	2.2	55	232.0
PH353-06	-06	10	3/8	9.5	0.730	18.5	4,000	280	16,000	1,120	2.6	65	260.0
PH353-08	-08	12	1/2	12.7	0.890	22.6	3,500	245	14,000	980	3.0	77	356.0
PH353-10	-10	16	5/8	16.0	1.020	25.9	2,750	190	11,000	760	4.0	100	405.0
PH353-12	-12	20	3/4	19.0	1.140	29.0	2,250	155	9,000	620	5.5	140	476.0
PH353-16	-16	25	1	25.4	1.420	36.1	2,000	140	8,000	560	8.0	200	637.0



Temperature Range: Continuous: -40°C to +100°C

Temp. not to exceed +70°C for Air and Water based fluids

**PH194 -LOW TEMPERATURE - R18**

Applicable Standard: Exceeds SAE 100 R18 / DIN EN ISO 3949

**Construction**

Core Thermoplastic Elastomer

Reinforcement One or more Braids of Synthetic Fiber

Cover Special Polyester Elastomer, Black Colour, Pin pricked.

Application Constant Pressure Hydraulic Lines 210bar. Suitable for hydraulic application with low temperature requirements and abrasion resistance for use with petroleum, synthetic or water based fluids in hydraulic systems. Suitable for agricultural machinery, earthmoving, cold storage material handling equipments and systems. Can be used for industrial gases and other applications. Please consult manufacturer

Note: Available Twin & Multi lines with different Hose combination and Size. Also special colours available on request.

Please specify our part nos. as PH195 for electrical non - conductive application - Orange colour cover



Item Code	Dash Size	DN	ID		OD		WP		BP		BR/r		W g/m
			inch	mm	inch	mm	psi	bar	psi	bar	inch	mm	
PH194-03	-03	05	3/16	4.8	0.405	10.3	3,000	210	12,000	840	1.2	30	80.0
PH194-04	-04	06	1/4	6.4	0.490	12.4	3,000	210	12,000	840	1.8	45	120.0
PH194-05	-05	08	5/16	8.0	0.560	14.2	3,000	210	12,000	840	2.0	50	153.0
PH194-06	-06	10	3/8	9.5	0.650	16.6	3,000	210	12,000	840	3.0	75	188.0
PH194-08	-08	12	1/2	12.7	0.890	22.5	3,000	210	12,000	840	3.5	90	298.0
PH194-10	-10	16	5/8	16.0	1.060	25.4	3,000	210	12,000	840	4.7	120	370.0
PH194-12	-12	20	3/4	19.0	1.170	29.7	3,000	210	12,000	840	6.0	150	435.0
PH194-16	-16	25	1	25.4	1.560	39.6	3,000	210	12,000	840	10.0	250	600.0



Temperature Range: Continuous: -55°C to +100°C

Temp. not to exceed +70°C for Air and Water based fluids

## PH348 - MEDIUM PRESSURE HYDRAULIC HOSE - 1WB

Applicable Standard: Polyhose Proprietary Product and Exceeds SAE / EN One wire braid hose specification

### Construction

Core Thermoplastic Elastomer

Reinforcement Single Braid of Steel Wire

Cover Polyurethane, Black Colour, Pin pricked (Optional)

Application Medium Pressure Hydraulic Lines 100 to 350 bar. Suitable for hydraulic application with increased resistance to abrasion for use with petroleum, synthetic or water based fluids in Hydraulic systems. Suitable for Agricultural machinery, Earthmoving, Articulating & Telescopic booms and Material handling equipments. Can be used for industrial gases and other applications. Please consult manufacturer. Compact Construction compared to conventional single steel wire braid rubber hoses



Note: Available Twin & Multi lines with different Hose combination and Size. Also special colours available on request

Item Code	Dash Size	DN	ID		OD		WP		BP		BR/r		W g/m
			inch	mm	inch	mm	psi	bar	psi	bar	inch	mm	
PH348-02	-02	03	1/8	3.2	0.280	7.1	5,000	350	20,000	1,400	1.0	25	84.0
PH348-03	-03	05	3/16	4.8	0.380	9.7	5,000	350	17,400	1,200	1.2	30	141.0
PH348-04	-04	06	1/4	6.4	0.460	11.7	4,350	300	15,600	1,100	1.6	40	182.0
PH348-05	-05	08	5/16	8.0	0.535	13.6	3,500	240	14,000	960	2.0	50	222.0
PH348-06	-06	10	3/8	9.5	0.600	15.2	3,265	225	12,800	880	2.4	60	263.0
PH348-08	-08	12	1/2	12.7	0.725	18.4	2,750	190	10,000	700	3.0	75	350.0
PH348-10	-10	16	5/8	16.0	0.875	22.2	2,175	150	8,000	560	4.3	110	461.0
PH348-12	-12	20	3/4	19.0	1.020	25.9	1,890	130	6,400	460	6.0	150	550.0
PH348-16	-16	25	1	25.4	1.275	32.4	1,525	105	5,800	400	9.1	230	692.0



Temperature Range: Continuous: -40°C to +100°C

Temp. not to exceed +70°C for Air and Water based fluids

## PH349 - HIGH PRESSURE HYDRAULIC HOSE - 2WB

Applicable Standard: Polyhose Proprietary Product and Exceeds SAE / EN two wire braid hose specification

### Construction

Core Thermoplastic Elastomer

Reinforcement Double Braids of Steel Wire

Cover Polyurethane, Black Colour, Pin pricked (Optional)

Application High Pressure Hydraulic Lines 150 to 450 bar compact, high pressure, light weight and low change in length. Suitable for hydraulic application with increased resistance to abrasion for use with petroleum, synthetic or water based fluids in Hydraulic systems. Suitable for Agricultural machinery, Earthmoving, Safety, Rescue and Material handling equipments. Can be used for industrial gases and other applications. Please consult manufacturer. Compact Construction compared to conventional double steel wire braid rubber hoses



Note: Available Twin & Multi lines with different Hose combination and Size. Also special colours available on request

Item Code	Dash Size	DN	ID		OD		WP		BP		BR/r		W g/m
			inch	mm	inch	mm	psi	bar	psi	bar	inch	mm	
PH349-03	-03	05	3/16	4.8	0.460	11.7	6,500	450	26,000	1,800	3.1	80	267.0
PH349-04	-04	06	1/4	6.4	0.540	13.7	6,250	430	25,000	1,720	4.0	100	318.0
PH349-05	-05	08	5/16	8.0	0.600	15.2	5,500	380	22,000	1,520	4.3	110	391.0
PH349-06	-06	10	3/8	9.5	0.690	17.5	4,800	330	19,200	1,320	5.0	127	473.0
PH349-08	-08	12	1/2	12.7	0.830	21.1	3,900	270	15,600	1,080	7.0	178	613.0
PH349-10	-10	16	5/8	16.0	0.975	24.8	3,625	250	12,000	840	8.0	203	818.0
PH349-12	-12	20	3/4	19.0	1.120	28.4	3,120	215	10,000	700	10.0	250	934.0
PH349-16	-16	25	1	25.4	1.360	34.5	2,400	165	8,800	600	12.0	305	1114.0



Temperature Range: Continuous: -40°C to +100°C

Temp. not to exceed +70°C for Air and Water based fluids

**PH358 - R7 COMPACT HOSE**

Polyhose Proprietary Product

**Construction**

**Core** Polyamide (Composite tube)  
**Reinforcement** One or more Braids of Synthetic Fiber  
**Cover** Polyurethane, Black Colour, Pin pricked

**Application** Medium Pressure Hydraulic Lines 70 to 210 bar. Suitable for hydraulic application with increased resistance to abrasion for use with petroleum, synthetic or water based fluids in Hydraulic systems. Suitable for Agricultural machinery, Earthmoving, Articulating & Telescopic booms and Material handling equipments



**Note: Available Twin & Multi lines with different Hose combination and size. Also special colours available on request**

Item Code	Dash Size	DN	ID		OD		WP		BP		BR/r		W
			inch	mm	inch	mm	psi	bar	psi	bar	inch	mm	
PH358-03	-03	05	3/16	4.8	0.409	10.4	3,000	210	12,000	840	0.8	20	80.0
PH358-04	-04	06	1/4	6.4	0.500	12.7	2,800	195	11,200	780	1.0	25	120.0
PH358-06	-06	10	3/8	9.5	0.645	16.4	2,300	160	9,200	640	1.8	45	170.0
PH358-08	-08	12	1/2	12.7	0.805	20.4	2,000	140	8,000	560	2.6	65	250.0



**Temperature Range:** Continuous: -40°C to +100°C Temp. not to exceed +70°C for Air and Water based fluids

**PH761 - HYBRID HOSE - 1W**

Applicable Standard: Polyhose Proprietary Product and Exceeds SAE / EN One wire braid hose specification

**Construction**

**Core** Thermoplastic Elastomer  
**Reinforcement** Single Braid of Steel Wire  
**Cover** Synthetic Rubber, Black Colour

**Application** Medium Pressure Hydraulic Lines 88 to 225 bar. For use with petroleum, synthetic or water based fluids in Hydraulic systems. Suitable for Agricultural machinery, Earthmoving, material handling equipments and machineries / systems



Item Code	Dash Size	DN	ID		OD		WP		BP		BR/r		W
			inch	mm	inch	mm	psi	bar	psi	bar	inch	mm	
PH761-04	-04	06	1/4	6.4	0.500	12.7	3,260	225	13,100	900	2.0	50	197.0
PH761-06	-06	10	3/8	9.5	0.660	16.8	2,610	180	10,500	720	2.5	64	281.0
PH761-08	-08	12	1/2	12.7	0.770	19.6	2,320	160	9,300	640	3.5	90	367.0
PH761-12	-12	20	3/4	19.0	1.050	26.7	1,520	105	6,100	420	5.0	125	579.0
PH761-16	-16	25	1	25.4	1.250	31.8	1,270	88	5,100	352	10.0	250	720.0



**Temperature Range:** Continuous: -40°C to +100°C Temp. not to exceed +70°C for Air and Water based fluids

**PH762 - HYBRID HOSE - 2W**

Applicable Standard: Polyhose Proprietary Product and Exceeds SAE / EN two wire braid hose specification

**Construction**

**Core** Thermoplastic Elastomer  
**Reinforcement** Two Braids of Steel Wire  
**Cover** Synthetic Rubber, Black Colour

**Application** High Pressure Hydraulic Lines 165 to 400 bar. For use with petroleum, synthetic or water based fluids in Hydraulic systems. Suitable for Agricultural machinery, Earthmoving, material handling equipments and machineries / systems



Item Code	Dash Size	DN	ID		OD		WP		BP		BR/r		W
			inch	mm	inch	mm	psi	bar	psi	bar	inch	mm	
PH762-04	-04	06	1/4	6.4	0.570	14.5	5,800	400	23,200	1,600	2.0	50	366.0
PH762-06	-06	10	3/8	9.5	0.680	17.3	4,780	330	19,200	1,320	2.5	64	527.0
PH762-08	-08	12	1/2	12.7	0.820	20.8	4,000	275	16,000	1,104	3.5	90	660.0
PH762-10	-10	16	5/8	16.0	0.970	24.6	3,620	250	14,500	1,000	4.0	100	876.0
PH762-12	-12	20	3/4	19.0	1.100	27.9	3,110	215	12,440	860	4.8	120	1006.0
PH762-16	-16	25	1	25.4	1.450	36.8	2,390	165	9,600	660	6.0	150	1192.0



**Temperature Range:** Continuous: -40°C to +100°C Temp. not to exceed +70°C for Air and Water based fluids

## PH301 - SEWER JET - 2500 PSI

Polyhose Proprietary Product


### Construction

Core Thermoplastic Elastomer

Reinforcement One or more Braids of Synthetic Fiber

Cover Polyurethane, Orange Colour

Application Standard Sewer cleaning vehicles and cleaning equipments. Special construction for optimum cut and wear resistance with bonded tube and cover. Available in long lengths with a special cover resistant to microbiological degradation light weight compared to conventional rubber alternatives and increased lifetime



Note: Special colours available on request

Item Code	Dash Size	DN	ID		OD		WP		BP		BR/r		W g/m
			inch	mm	inch	mm	psi	bar	psi	bar	inch	mm	
PH301-03	-03	05	3/16	4.8	0.413	10.5	2,500	175	6,250	438	1.6	40	83.0
PH301-04	-04	06	1/4	6.4	0.505	12.8	2,500	175	6,250	438	1.6	40	118.0
PH301-06	-06	10	3/8	9.5	0.640	16.3	2,500	175	6,250	438	2.4	60	167.0
PH301-08	-08	12	1/2	12.7	0.810	20.6	2,500	175	6,250	438	4.0	100	248.0
PH301-10	-10	16	5/8	16.0	1.030	26.2	2,500	175	6,250	438	4.3	110	417.0
PH301-12	-12	20	3/4	19.0	1.150	29.2	2,500	175	6,250	438	5.0	125	496.0
PH301-16	-16	25	1	25.4	1.450	36.8	2,500	175	6,250	438	6.3	160	714.0
PH301-20	-20	32	1.1/4	31.8	1.800	45.7	2,500	175	6,250	438	10.0	250	1106.0



Temperature Range: Continuous: -40°C to +60°C

## PH302 - SEWER JET - 3000 PSI

Polyhose Proprietary Product


### Construction

Core Thermoplastic Elastomer

Reinforcement One or more Braids of Synthetic Fiber

Cover Polyurethane, Blue Colour

Application Standard Sewer cleaning vehicles and cleaning equipments. Heavy duty construction for optimum cut and wear resistance with bonded tube and cover. Available in long lengths with a special cover, resistant to microbiological degradation light weight compared to conventional rubber alternatives and increased lifetime



Note: Special colours available on request

Item Code	Dash Size	DN	ID		OD		WP		BP		BR/r		W g/m
			inch	mm	inch	mm	psi	bar	psi	bar	inch	mm	
PH302-02	-02	03	1/8	3.2	0.335	8.5	3,000	210	7,500	525	1.2	30	57.0
PH302-03	-03	05	3/16	4.8	0.413	10.5	3,000	210	7,500	525	1.4	35	83.0
PH302-04	-04	06	1/4	6.4	0.505	12.8	3,000	210	7,500	525	1.6	40	117.0
PH302-06	-06	10	3/8	9.5	0.640	16.3	3,000	210	7,500	525	3.0	75	170.0
PH302-08	-08	12	1/2	12.7	0.880	22.4	3,000	210	7,500	525	4.0	100	318.0
PH302-10	-10	16	5/8	16.0	1.030	26.2	3,000	210	7,500	525	4.3	110	430.0
PH302-12	-12	20	3/4	19.0	1.150	29.2	3,000	210	7,500	525	4.9	125	496.0
PH302-16	-16	25	1	25.4	1.470	37.3	3,000	210	7,500	525	6.3	160	759.0
PH302-20	-20	32	1.1/4	31.8	1.830	46.5	3,000	210	7,500	525	9.8	250	1159.0



Temperature Range: Continuous: -40°C to +60°C




## PH303 - SEWER JET - 3600 PSI

Polyhose Proprietary Product

### Construction

Core	Thermoplastic Elastomer
Reinforcement	Two or more Braids of Synthetic Fiber
Cover	Polyurethane, Green Colour
Application	Compact Sewer cleaning vehicles and lateral sewer line equipments. Heavy duty construction for optimum cut and wear resistance with bonded tube and cover. Available in long lengths with a special cover, resistant to microbiological degradation. High pressure performance and flexible hose for cleaning smaller sized sewer ducts



Note: Special colours available on request

Item Code	Dash Size	DN	ID		OD		WP		BP		BR/r		W g/m
			inch	mm	inch	mm	psi	bar	psi	bar	inch	mm	
PH303-03	-03	05	3/16	4.8	0.413	10.5	4,000	280	12,000	840	1.6	40	94.0
PH303-04	-04	06	1/4	6.4	0.510	13.0	4,000	280	12,000	840	1.6	40	124.0
PH303-06	-06	10	3/8	9.5	0.690	17.5	4,000	280	12,000	840	3.0	75	217.0
PH303-08	-08	12	1/2	12.7	0.880	22.4	4,000	280	10,000	690	4.0	100	316.0
PH303-12	-12	20	3/4	19.0	1.180	30.0	3,600	250	9,000	625	5.0	125	521.0
PH303-16	-16	25	1	25.4	1.500	38.1	3,600	250	9,000	625	6.3	160	811.0



Temperature Range: Continuous: -40°C to +60°C


4

## PH304 - SEWER JET - 4000 PSI

Polyhose Proprietary Product

### Construction

Core	Thermoplastic Elastomer
Reinforcement	One or more Braids of Aramid Fiber and one braid of synthetic fiber
Cover	Polyurethane, Green Colour
Application	Particularly suitable for use with compact vehicles and lateral sewer line cleaning equipment. High pressure capability combined with high safety factor, flexibility and small profile. Abrasion and cut resistant cover designed for long life. Ideal for use in small pipes and ducts. Bonded construction to resist kinking. Available in long lengths



Note: Special colours available on request


Item Code	Dash Size	DN	ID		OD		WP		BP		BR/r		W g/m
			inch	mm	inch	mm	psi	bar	psi	bar	inch	mm	
PH304-04	-04	06	1/4	6.4	0.510	13.0	5,000	345	20,000	1,380	1.6	40	129.0
PH304-06	-06	10	3/8	9.5	0.640	16.2	4,000	280	16,240	1,120	2.4	60	158.0
PH304-08	-08	12	1/2	12.7	0.805	20.4	4,000	280	16,240	1,120	4.0	100	256.0
PH304-10	-10	16	5/8	16.0	0.970	24.6	4,000	280	16,240	1,120	4.5	115	356.0
PH304-12	-12	20	3/4	19.0	1.150	29.2	4,000	280	12,000	840	5.0	125	514.0
PH304-16	-16	25	1	25.4	1.450	36.8	4,000	280	10,000	690	6.3	160	734.0
PH304-20	-20	32	1.1/4	31.8	1.800	45.7	3,600	250	9,000	625	10.0	250	1136.0



Temperature Range: Continuous: -40°C to +60°C

## PH305 - SEWER JET - 2800 PSI

Polyhose Proprietary Product



### Construction

- Core** Thermoplastic Elastomer
- Reinforcement** One Braid of Synthetic Fiber and one special braid of synthetic fiber armoring
- Cover** Polyurethane, Yellow Colour
- Application** Ideal for those tough jobs with tight bends. Abrasion and cut resistant cover. Bonded construction to resist kinking. Design includes "armoring", enhancing flexibility and wear life. Cover material specially compounded to resist microbiological degradation. Available in long lengths

Note: Special colours available on request


Item Code	Dash Size	DN	ID		OD		WP		BP		BR/r		W
			inch	mm	inch	mm	psi	bar	psi	bar	inch	mm	g/m
PH305-08	-08	12	1/2	12.7	0.805	20.4	2,800	190	6,900	475	4.0	100	277.0
PH305-12	-12	20	3/4	19.0	1.160	29.5	2,800	190	6,900	475	4.7	120	495.0
PH305-16	-16	25	1	25.4	1.460	37.1	2,800	190	6,900	475	6.0	150	717.0



Temperature Range: Continuous: -40°C to +60°C

## PH306 - SEWER JET - 3000 PSI

Polyhose Proprietary Product



### Construction

- Core** Thermoplastic Elastomer
- Reinforcement** One or more braids of Synthetic Fiber and one special braid of synthetic fiber armoring
- Cover** Polyurethane, Blue Colour
- Application** Ideal for those tough jobs with tight bends. Abrasion and cut resistant cover. Bonded construction to resist kinking. Design includes "armoring", enhancing flexibility and wear life. Cover material specially compounded to resist microbiological degradation. Available in long lengths

Note: Special colours available on request


Item Code	Dash Size	DN	ID		OD		WP		BP		BR/r		W
			inch	mm	inch	mm	psi	bar	psi	bar	inch	mm	g/m
PH306-12	-12	20	3/4	19.0	1.160	29.5	3,000	210	7,500	525	4.7	120	495.0
PH306-16	-16	25	1	25.4	1.480	37.6	3,000	210	7,500	525	6.3	160	752.0



Temperature Range: Continuous: -40°C to +60°C

PH307 - SEWER JET - 3600 PSI

Polyhose Proprietary Product



- Construction
- Core

Thermoplastic Elastomer
- Reinforcement

Two Braids of Synthetic Fiber and one special braid of synthetic fiber armoring
- Cover

Polyurethane, Blue Colour
- Application

Ideal for those tough jobs with tight bends. Abrasion and cut resistant cover. Bonded construction to resist kinking. Design includes "armoring", enhancing flexibility and wear life. Cover material specially compounded to resist microbiological degradation. Available in long lengths

Note: Special colours available on request


Item Code	Dash Size	DN	ID		OD		WP		BP		BR/r		W
			inch	mm	inch	mm	psi	bar	psi	bar	inch	mm	g/m
PH307-10	-10	16	5/8	16.0	1.060	26.9	3,600	250	9,000	625	4.5	115	420.0
PH307-12	-12	20	3/4	19.0	1.180	30.0	3,600	250	9,000	625	5.0	125	510.0



Temperature Range: Continuous: -40°C to +60°C

PH308 - SEWER JET - 3600 / 4000 PSI

Polyhose Proprietary Product



- Construction
- Core

Special Polyurethane
- Reinforcement

One or more braids of Aramid Fiber and one special braid of synthetic fiber armoring
- Cover

Polyurethane, Red Colour
- Application

Extreme flexibility at low temperature owing to special inner tube material and light weight reinforcement. Bonded construction to resist kinking. Resists cuts, abrasion and microbiological degradation. Available in long lengths

Note: Special colours available on request

Item Code	Dash Size	DN	ID		OD		WP		BP		BR/r		W
			inch	mm	inch	mm	psi	bar	psi	bar	inch	mm	g/m
PH308-08	-08	12	1/2	12.7	0.810	20.6	4,000	275	16,000	1,100	3.1	80	260.0
PH308-12	-12	20	3/4	19.0	1.150	29.2	3,600	250	9,000	625	4.5	115	435.0
PH308-16	-16	25	1	25.4	1.440	36.6	3,600	250	9,000	625	5.3	135	700.0
PH308-20	-20	32	1.1/4	31.8	1.800	45.7	3,600	250	9,000	625	8.3	210	975.0



Temperature Range: Continuous: -40°C to +60°C

**PH342 - PAINT SPRAY - 1W**

Polyhose Proprietary Product

**Construction**

Core Polyamide

Reinforcement Single braid of steel wire

Cover Polyurethane, Blue Colour, Pin pricking (Optional)

Application Airless paint spray systems for 100 to 350 bar. Suitable for applications requiring chemical resistance to solvents and aggressive fluids. Due to low permeation value of polyamide, the hose is also suitable for industrial gases



Note: Available Twin &amp; Multi lines with different Hose combination and Size; WP at 1:2.5 ratio also available

Item Code	Dash Size	DN	ID		OD		WP		BP		BR/r		W
			inch	mm	inch	mm	psi	bar	psi	bar	inch	mm	
PH342-03	-03	05	3/16	4.8	0.380	9.7	5,000	350	20,000	1,400	1.2	30	138
PH342-04	-04	06	1/4	6.4	0.460	11.7	4,650	320	18,600	1,280	1.6	40	180
PH342-05	-05	08	5/16	8.0	0.535	13.6	4,000	275	16,000	1,100	2.0	50	220
PH342-06	-06	10	3/8	9.5	0.600	15.2	3,600	250	14,400	1,000	2.4	60	257
PH342-08	-08	12	1/2	12.7	0.725	18.4	2,750	190	11,000	760	3.0	75	337
PH342-10	-10	16	5/8	16.0	0.875	22.2	2,300	160	9,200	640	4.3	110	450
PH342-12	-12	20	3/4	19.0	1.010	25.7	1,750	120	7,000	480	6.0	150	531
PH342-16	-16	25	1	25.4	1.275	32.4	1,450	100	5,800	400	9.1	230	660



Temperature Range: Continuous: -40°C to +100°C Temp. not to exceed +70°C for Air and Water based fluids

**PH343 - PAINT SPRAY - 2W**

Polyhose Proprietary Product


**Construction**

Core Polyamide

Reinforcement Double braids of steel wire

Cover Polyurethane, Blue Colour, pin pricking (Optional)

Application High pressure airless paint spray systems for 150 to 450 bar. Suitable for applications requiring chemical resistance to solvents and aggressive fluids. Due to low permeation value of polyamide, the hose is also suitable for industrial gases



Note: Available Twin &amp; Multi lines with different Hose combination and Size

Item Code	Dash Size	DN	ID		OD		WP		BP		BR/r		W
			inch	mm	inch	mm	psi	bar	psi	bar	inch	mm	
PH343-04	-04	06	1/4	6.4	0.540	13.7	6,500	450	26,000	1,800	4.0	100	336
PH343-05	-05	08	5/16	8.0	0.600	15.2	5,800	400	23,200	1,600	4.3	110	388
PH343-06	-06	10	3/8	9.5	0.690	17.5	5,500	380	22,000	1,520	5.0	127	483
PH343-08	-08	12	1/2	12.7	0.830	21.1	4,350	300	17,400	1,200	7.0	178	605
PH343-10	-10	16	5/8	16.0	0.975	24.8	3,000	210	12,000	840	8.0	203	803
PH343-12	-12	20	3/4	19.0	1.125	28.6	2,300	160	9,200	640	10.0	250	922
PH343-16	-16	25	1	25.4	1.360	34.5	2,175	150	8,700	600	12.0	305	1092



Temperature Range: Continuous: -40°C to +100°C Temp. not to exceed +70°C for Air and Water based fluids

PH 344 / PH 345 - HIGH PRESSURE PAINT SPRAY

Polyhose Proprietary Product



Construction

- Core: Polyamide
- Reinforcement: One or more braids of Synthetic Fiber with anti-static polymeric layer
- Cover: Polyurethane, Blue Colour
- Application: Airless paint spray systems for 228 to 360 bar. Suitable for applications requiring chemical resistance to solvents and aggressive fluids. Specially suitable for pulsating electric piston pumps

Note: Factory made hose assemblies of PH344-4 available with UL mark. Approval can be seen @www.ul.com;  
 Special colours available on request

Item Code	Dash Size	DN	ID		OD		WP		BP		BR/r		W
			inch	mm	inch	mm	psi	bar	psi	bar	inch	mm	g/m
PH344-03	-03	05	3/16	4.8	0.413	10.5	3,500	240	14,000	960	3.5	88	95
PH344-04	-04	06	1/4	6.4	0.520	13.2	3,300	228	13,200	912	4.0	100	131
PH344-06	-06	10	3/8	9.5	0.690	17.5	3,300	228	13,200	912	5.0	125	241
PH344-08	-08	12	1/2	12.7	0.890	22.6	3,300	228	13,200	912	7.0	175	351
PH345-03	-03	05	3/16	4.8	0.435	11.0	5,200	360	15,600	1,080	3.5	88	110
PH345-04	-04	06	1/4	6.4	0.520	13.2	5,200	360	15,600	1,080	4.1	104	145
PH345-06	-06	10	3/8	9.5	0.730	18.5	3,600	250	14,400	1,000	5.1	130	270



Temperature Range: Continuous: -40°C to +100°C    Temp. not to exceed +70°C for Air and Water based fluids

PH346 - VERY HIGH PRESSURE PAINT SPRAY

Polyhose Proprietary Product



Construction

- Core: Polyamide
- Reinforcement: One or more braids of aramid fiber with anti-static polymeric layer
- Cover: Polyurethane, Blue Colour, pin pricked
- Application: High pressure Airless paint spray systems for 245 to 350 bar. Suitable for applications requiring chemical resistance to solvents and aggressive fluids

Note: Special colours available on request

Item Code	Dash Size	DN	ID		OD		WP		BP		BR/r		W
			inch	mm	inch	mm	psi	bar	psi	bar	inch	mm	g/m
PH346-03	-03	05	3/16	4.8	0.413	10.5	5,000	350	20,000	1,400	2.0	50	95.0
PH346-04	-04	06	1/4	6.4	0.490	12.4	5,000	350	20,000	1,400	3.0	75	125.0
PH346-06	-06	10	3/8	9.5	0.630	16.0	4,350	300	17,400	1,200	4.0	100	194.0
PH346-08	-08	12	1/2	12.7	0.760	19.3	3,500	245	14,000	980	4.7	120	250.0



Temperature Range: Continuous: -40°C to +100°C    Temp. not to exceed +70°C for Air and Water based fluids



**PH347 - SUPER HIGH PRESSURE PAINT SPRAY**

Polyhose Proprietary Product


**Construction**

Core Polyamide

Reinforcement One or more Braids of Aramid fiber with single braid of steel wire

Cover Polyurethane, Blue Colour

Application Very high pressure Airless paint spray systems for 300 to 700 bar. Suitable for applications requiring chemical resistance to solvents and aggressive fluids



Note: Special colours available on request

Item Code	Dash Size	DN	ID		OD		WP		BP		BR/r		W g/m
			inch	mm	inch	mm	psi	bar	psi	bar	inch	mm	
PH347-04	-04	06	1/4	6.4	0.540	13.7	10,000	700	40,000	2,800	2.8	70	240
PH347-06	-06	10	3/8	9.5	0.740	18.8	10,000	700	40,000	2,800	4.0	100	381
PH347-08	-08	12	1/2	12.7	0.880	22.4	7,500	520	30,000	2,080	7.1	180	510
PH347-12	-12	20	3/4	19.0	1.150	29.2	5,000	345	20,000	1,380	7.5	191	760
PH347-16	-16	25	1	25.4	1.440	36.6	4,350	300	17,400	1,200	10.0	254	1405



Temperature Range: Continuous: -40°C to +100°C Temp. not to exceed +70°C for Air and Water based fluids

**PH341 - PAINT & AGGRESSIVE CHEMICAL SPRAY - 1W**

Polyhose Proprietary Product


**Construction**

Core PTFE (Polytetrafluoroethylene)

Reinforcement Single Braid of steel wire

Cover Polyurethane, Blue Colour, Pin pricked

Application Airless paint spray systems for 200 to 350 bar. Suitable for applications requiring chemical resistance to solvents and aggressive fluids. Specially suitable for moisture cure adhesives and two components chemicals transfer



Note: Special colours available on request

Item Code	Dash Size	DN	ID		OD		WP		BP		BR/r		W g/m
			inch	mm	inch	mm	psi	bar	psi	bar	inch	mm	
PH341-03	-03	05	3/16	4.8	0.380	9.7	5,000	350	20,000	1,400	1.2	30	138
PH341-04	-04	06	1/4	6.4	0.460	11.7	4,650	320	18,600	1,280	1.6	40	180
PH341-05	-05	08	5/16	8.0	0.535	13.6	4,000	275	16,000	1,100	2.0	50	220
PH341-06	-06	10	3/8	9.5	0.595	15.1	3,600	250	14,400	1,000	2.4	60	257
PH341-08	-08	12	1/2	12.7	0.725	18.4	2,900	200	11,600	800	3.0	75	337



Temperature Range: Continuous: -40°C to +100°C Temp. not to exceed +70°C for Air and Water based fluids

## PH340 - PAINT & AGGRESSIVE CHEMICAL SPRAY - 2W

Applicable Standard: Polyhose proprietary product and exceeds SAE/EN two wire braid hose specifications

### Construction

Core PTFE (Polytetrafluoroethylene)

Reinforcement Double steel wire Braids

Cover Polyurethane, Black Colour, Pin pricked (Optional)

Application High Pressure Hydraulic Lines 150 to 450 bar, Compact, high pressure, Light weight and low change in length. Suitable for hydraulic application with increased resistance to abrasion for use with petroleum, synthetic or water based fluids in Hydraulic systems. Suitable for Agricultural machinery, Earthmoving, safety, rescue and material handling equipments. Can be used for industrial gases and other applications. Please consult manufacturer. Compact construction compared to conventional double steel wire braid rubber hoses



Note: Special colours available on request

Item Code	Dash Size	DN	ID		OD		WP		BP		BR/r		W g/m
			inch	mm	inch	mm	psi	bar	psi	bar	inch	mm	
PH340-04	-04	06	1/4	6.4	0.520	13.2	5,000	350	20,000	1,400	4.0	100	336
PH340-06	-06	10	3/8	9.5	0.675	17.1	5,000	350	20,000	1,400	5.0	127	483
PH340-08	-08	12	1/2	12.7	0.830	21.1	5,000	350	20,000	1,400	7.0	178	605
PH340-12	-12	20	3/4	19.0	1.150	29.2	2,900	200	11,600	800	10.0	250	922



Temperature Range: Continuous: -40°C to +100°C Temp. not to exceed +70°C for Air and Water based fluids

## PH721 / PH722 - FLUOROPOLYMER - LOW PRESSURE CONDUCTIVE / NON - CONDUCTIVE

Polyhose Proprietary Product


### Construction

Core FEP (Fluorinated ethylene propylene)

Reinforcement Single braid of synthetic fiber

Cover Polyurethane, Transparent

Application Conventional paint Spraying, Low pressure paint circulation and supply, Low pressure electrostatic lacquer system, Low pressure chemical product supply systems



Item Code	Dash Size	DN	ID		OD		WP		BP		BR/r		W g/m
			inch	mm	inch	mm	psi	bar	psi	bar	inch	mm	
PH721 / PH722-04	-04	06	1/4	6.4	0.472	12.0	290	20	1,160	80	3.5	90	117
PH721 / PH722-06	-06	10	3/8	9.5	0.600	15.2	220	15	880	60	5.1	130	175
PH721 / PH722-08	-08	12	1/2	12.7	0.827	21.0	145	10	580	40	7.1	180	275



Temperature Range: Continuous: -40°C to +95°C Temp. not to exceed +70°C for Air and Water based fluids

**PH727 / PH728 - LOW PRESSURE CONDUCTIVE / NON - CONDUCTIVE**

Polyhose Proprietary Product


**Construction**

Core Polyamide

Reinforcement Single braid of synthetic fiber

Cover Polyurethane, Black

Application Conventional paint Spraying, Low pressure paint circulation and supply, Low pressure electrostatic lacquer system, Low pressure chemical product supply systems



Item Code	Dash Size	DN	ID		OD		WP		BP		BR/r		W g/m
			inch	mm	inch	mm	psi	bar	psi	bar	inch	mm	
PH727 / PH728-04	-04	06	1/4	6.4	0.472	12.0	290	20	1,170	80	1.0	25	113
PH727 / PH728-05	-05	08	5/16	8.0	0.550	14.0	250	17	1,015	70	1.2	30	140
PH727 / PH728-06	-06	10	3/8	9.5	0.605	15.4	220	15	880	60	1.4	35	156
PH727 / PH728-08	-08	12	1/2	12.7	0.755	19.2	175	12	730	50	1.8	45	200



Temperature Range: Continuous: -40°C to +95°C

Temp. not to exceed +70°C for Air and Water based fluids

**PH729 / PH730 - LOW PRESSURE CONDUCTIVE / NON - CONDUCTIVE**

Polyhose Proprietary Product


**Construction**

Core Polyamide

Reinforcement Single braid of synthetic fiber

Cover Polyurethane, Transparent

Application Conventional paint Spraying, Low pressure paint circulation and supply, Low pressure electrostatic lacquer system, Low pressure chemical product supply systems



Item Code	Dash Size	DN	ID		OD		WP		BP		BR/r		W g/m
			inch	mm	inch	mm	psi	bar	psi	bar	inch	mm	
PH729 / PH730-04	-04	06	1/4	6.4	0.413	10.5	290	20	1,170	80	1.0	25	72
PH729 / PH730-05	-05	08	5/16	8.0	0.472	12.0	250	17	1,015	70	1.2	30	85
PH729 / PH730-06	-06	10	3/8	9.5	0.555	14.1	220	15	880	60	1.4	35	113




Temperature Range: Continuous: -40°C to +95°C

Temp. not to exceed +70°C for Air and Water based fluids

## PH350 / PH351 - VERY HIGH PRESSURE JACK HOSE

Polyhose Proprietary Product



## Construction

Core Thermoplastic Elastomer

Reinforcement PH350 - Double braids of steel wire. PH351 - One or more braids of aramid fiber with one braid of steel wire.

Cover Polyurethane, Red Orange Colour

Application Very High Pressure hydraulic lines 300 to 700 bar compact, high pressure, light weight, high abrasion resistance and low change in length for use with petroleum, synthetic or water based fluid in hydraulic systems. Mainly used for rescue, safety equipments, bolt tensioning tools and jacking & re-railing equipments also, suitable for earthmoving and material handling equipments

Note: Available Twin &amp; Multi lines with different Hose combination and size. Also special colours available on request


Item Code	Dash Size	DN	ID		OD		WP		BP		BR/r		W g/m
			inch	mm	inch	mm	psi	bar	psi	bar	inch	mm	
PH350-04	-04	06	1/4	6.4	0.555	14.1	10,000	700	25,000	1,750	4.0	100	356
PH350-06	-06	10	3/8	9.5	0.690	17.5	10,000	700	21,750	1,500	6.0	150	513
PH350-08	-08	12	1/2	12.7	0.830	21.1	7,250	500	18,125	1,250	8.0	200	678
PH351-03	-03	05	3/16	4.8	0.460	11.7	10,000	700	40,000	2,800	2.0	50	170
PH351-04	-04	06	1/4	6.4	0.540	13.7	10,000	700	40,000	2,800	2.8	70	242
PH351-06	-06	10	3/8	9.5	0.740	18.8	10,000	700	40,000	2,800	4.0	100	387
PH351-08	-08	12	1/2	12.7	0.875	22.2	10,000	700	30,000	2,080	7.0	180	514
PH351-12	-12	20	3/4	19.0	1.150	29.2	5,000	350	20,000	1,400	7.5	191	753
PH351-16	-16	25	1	25.4	1.440	36.6	4,350	300	17,400	1,200	10.0	254	961



Temperature Range: Continuous: -40°C to +100°C Temp. not to exceed +70°C for Air and Water based fluids

## PH352 - VERY HIGH PRESSURE JACK HOSE - NON CONDUCTIVE

Polyhose Proprietary Product



## Construction

Core Thermoplastic Elastomer

Reinforcement Two or more braids of aramid fiber

Cover Polyurethane, Orange Colour

Application Non conductive Hydraulic Lines 700 bar, Compact, high pressure, light weight, high abrasion resistance and low change in length for use with petroleum, synthetic or water based fluids in Hydraulic systems. Mainly used for rescue, safety equipments, bolt tensioning tools and jacking & re-railing equipments. Mainly used in applications requiring High electrical insulation or non-conductivity

Note: Available Twin &amp; Multi lines with different Hose combination and size

Item Code	Dash Size	DN	ID		OD		WP		BP		BR/r		W g/m
			inch	mm	inch	mm	psi	bar	psi	bar	inch	mm	
PH352-02	-02	02	1/8	3.2	0.358	9.1	10,000	700	40,000	2,800	1.0	25	76
PH352-40	—	—	5/32	4.0	0.375	9.6	10,000	700	40,000	2,800	1.1	27	80
PH352-04	-04	06	1/4	6.4	0.590	15.0	10,000	700	40,000	2,800	1.4	35	195
PH352-06	-06	10	3/8	9.5	0.735	18.7	10,000	700	40,000	2,800	2.2	55	275
PH352-08	-08	12	1/2	12.7	0.920	23.4	8,000	550	32,000	2,200	4.3	110	310



Temperature Range: Continuous: -40°C to +100°C Temp. not to exceed +70°C for Air and Water based fluids

**PH751 - COMPACT JACK HOSE**

Polyhose Proprietary Product

**Construction**

Core Thermoplastic Elastomer

Reinforcement One or more Braids of Aramid Fiber with one braid of steel wire

Cover Polyurethane, Black Colour

Application Very High Pressure Hydraulic Lines 1034 bar, Compact, high pressure, Light weight, high abrasion resistance and low change in length for use with petroleum, synthetic or water based fluids in Hydraulic systems mainly used for Rescue & Safety equipments, torque and tension tools, jacking and re-railing equipments, high pressure pump. Also, suitable for earthmoving and material handling equipments

Note: Special colours available on request

Item Code	Dash Ssize	DN	ID		OD		WP		BP		BR/r		W g/m
			inch	mm	inch	mm	psi	bar	psi	bar	inch	mm	
PH751-04	-04	06	1/4	6.4	0.570	14.5	15,000	1,034	43,500	3,000	1.5	38	272
PH751-06	-06	10	3/8	9.5	0.775	19.7	15,000	1,034	43,500	3,000	4.0	100	447
PH751-08	-08	12	1/2	12.7	0.950	24.1	15,000	1,034	36,250	2,500	7.1	180	584



Temperature Range: Continuous: -30°C to +70°C Temp. not to exceed +70°C for Air and Water based fluids

**THERMOPLASTIC - INDUSTRIAL - AIR BREATHING HOSE****PH395 - AIR BREATHING HOSE - 6000PSI**

Polyhose Proprietary Product

**Construction**

Core Nylon

Reinforcement One or more Braids of Aramid Fiber

Cover Polyurethane, Black Colour, Pin pricked

Application Air Compressors, Mobile and stationary units used for breathing air cylinders, Cascade Systems

Note: Special colours available on request

Item Code	Dash Size	DN	ID		OD		WP		BP		BR/r		W g/m
			inch	mm	inch	mm	psi	bar	psi	bar	inch	mm	
PH395-03	-03	05	3/16	4.8	0.375	9.5	6,000	415	24,000	1,660	1.2	30	67
PH395-04	-04	06	1/4	6.4	0.488	12.4	6,000	415	24,000	1,660	2.0	50	118



Temperature Range: Continuous: -40°C to +80°C

**PH396 - AIR BREATHING HOSE - 7000PSI**

Polyhose Proprietary Product

**Construction**

Core Nylon

Reinforcement One or more Braids of Aramid Fiber

Cover Polyurethane, Blue Color, Pin pricked


Application Mobile &amp; stationery systems, Mobile trailer / truck systems, Integrated Containment fill stations, Portable SCBA fill

Note: Hose should not be used with explosive gases such as pure oxygen and hydrogen. Special colours available on request

Item Code	Dash Size	DN	ID		OD		WP		BP		BR/r		W g/m
			inch	mm	inch	mm	psi	bar	psi	bar	inch	mm	
PH396-03	-03	05	3/16	4.8	0.413	10.5	7,000	483	28,000	1,932	1.5	38	80
PH396-04	-04	06	1/4	6.4	0.520	13.2	7,000	483	28,000	1,932	2.0	51	140



Temperature Range: Continuous: -40°C to +82°C





PH320 / PH321 / PH322 - LUBRICATION GREASE HOSE

Polyhose Proprietary Product

- Construction

Core

Reinforcement

Cover

Application
- Thermoplastic Elastomer

PH320 & PH321: One or more braids of synthetic fiber  
PH322: One or more braids of Aramid Fiber

Polyurethane, Black Colour

High pressure mini Hydraulic Lines 300 to 400 bar. Suitable for hydraulic application with increased resistance to abrasion for use with petroleum,synthetic or water based fluids Specifically designed for diverse greasing and lubrication applications of industrial, hand held or automatic (centralized) grease distribution equipments



Note: Please contact for different working pressure and dimensions

Item Code	ID		OD		WP		BP		BR/r		W
	inch	mm	inch	mm	psi	bar	psi	bar	inch	mm	g/m
PH320-3.6	9/64	3.6	0.335	8.5	5,800	400	14,500	1,000	1.4	35	57
PH320-4	5/32	4.0	0.315	8.0	4,350	300	10,875	750	1.6	40	54
PH320-4.2	5/32	4.2	0.346	8.8	5,800	400	14,500	1,000	2.0	50	65
PH321-4	5/32	4.0	0.335	8.5	5,800	400	14,500	1,000	1.8	45	64
PH321-4.2	5/32	4.2	0.402	10.2	5,800	400	14,500	1,000	2.4	60	75
PH322-3.3	1/8	3.3	0.353	9.0	5,800	400	23,200	1,600	1.2	30	75
PH322-4	5/32	4.0	0.354	9.0	5,800	400	23,200	1,600	2.0	50	92



Temperature Range: Continuous: -40°C to +60°C

PH734 - GREASE HOSE - LOW PRESSURE

Polyhose Proprietary Product

- Construction

Core

Reinforcement

Cover

Application
- Thermoplastic Elastomer

Single Braid of Synthetic fiber

Polyurethane, Black Colour

Specially designed for diverse greasing and lubrication applications of the industrial, hand held or automatic (centralized) grease distribution equipments.



Item Code	Dash Size	DN	ID		OD		WP		BP		BR/r		W
			inch	mm	inch	mm	psi	bar	psi	bar	inch	mm	g/m
PH734-04	-04	06	1/4	6.4	0.409	10.4	1,523	105	6,090	420	1.2	30	70.0
PH734-05	-05	08	5/16	8.0	0.510	13.0	1,523	105	6,090	420	1.6	40	112.0
PH734-06	-06	10	3/8	9.5	0.551	14.0	1,523	105	6,090	420	2.0	50	160.0
PH734-08	-08	12	1/2	12.7	0.690	17.5	1,523	105	6,090	420	3.0	75	200.0



Temperature Range: Continuous: -40°C to +82°C

## PH324 -ELECTRICALLY CONDUCTIVE COMPRESSED NATURAL GAS HOSE

Applicable Standard: Conforms to NFPA 52

### Construction

Core	Nylon
Reinforcement	Two or more Braids of Synthetic fiber with electrically conductive layer
Cover	Polyurethane, Red Colour, Pin pricked
Application	Refueling hose specially designed for conveying compressed natural gas. Dissipates static build-up
	Vaccum Rating : 28 inch Hg
	Special Feature : Twin and multi-lines available



Note: Wire spring guard must be used on ANSI/CSA design certified CNG dispenser fill hose assemblies.  
Special colours available on request

Item Code	Dash Size	DN	ID		OD		WP		BP		BR/r		W
			inch	mm	inch	mm	psi	bar	psi	bar	inch	mm	g/m
PH324-04	-04	06	1/4	6.4	0.630	16.0	5,000	345	20,000	1,380	2.0	51	175
PH324-06	-06	10	3/8	9.5	0.770	19.6	4,000	276	16,000	1,104	2.5	64	280




Temperature Range: Continuous: -40°C to +80°C

## PH325 -ELECTRICALLY CONDUCTIVE COMPRESSED NATURAL GAS

Applicable Standard: Conforms to NFPA 52

### Construction

Core	Nylon
Reinforcement	Two or more Braids of Aramid fiber with single braid of steel wire
Cover	Polyurethane, Red Colour, Pin pricked
Application	Refueling hose specially designed for conveying compressed natural gas. Dissipates static build-up
	Vaccum Rating : 28 inch Hg
	Special Feature : Twin and multi-lines available



Note: Wire spring guard must be used on ANSI/CSA design certified CNG dispenser fill hose assemblies.  
Special colours available on request

Item Code	Dash Size	DN	ID		OD		WP		BP		BR/r		W
			inch	mm	inch	mm	psi	bar	psi	bar	inch	mm	g/m
PH325-03	-03	05	3/16	4.8	0.460	11.7	7,250	500	29,000	2,000	1.5	38	200
PH325-04	-04	06	1/4	6.4	0.550	14.0	7,250	500	29,000	2,000	2.8	70	256
PH325-06	-06	10	3/8	9.5	0.708	18.0	5,000	345	20,000	1,380	4.0	100	376
PH325-08	-08	12	1/2	12.7	0.830	21.1	5,000	345	20,000	1,380	7.1	180	405
PH325-12	-12	19	3/4	19.0	1.150	29.2	5,000	345	20,000	1,380	9.8	250	770
PH325-16	-16	25	1	25.4	1.475	37.5	5,000	345	20,000	1,380	10.0	254	980



Temperature Range: Continuous: -40°C to +80°C

## PH334 - REFRIGERATION HOSE

Polyhose Proprietary Product

## Construction

Core Polyamide / Polyester elastomer

Reinforcement Single braid of synthetic fiber

Cover Polyester Elastomer / Polyurethane, Black Colour, Pin Pricked

Application Specially designed to replace capillary copper tubes in industrial refrigeration Lines 42 to 52 bar High savings and cost effective vis a vis copper tube better vibration dampening property compared to copper tube



Note: Special colours available on request

Item Code	ID		OD		WP		BP		BR/r		W
	inch	mm	inch	mm	psi	bar	psi	bar	inch	mm	g/m
PH334-20	5/64	2.0	0.236	6.0	600	42	3,000	210	0.4	10	30
PH334-40	5/32	4.0	0.317	8.1	600	42	3,000	210	1.0	25	55
PH334-05	5/16	8.0	0.540	13.7	1,523	105	6,090	420	1.8	45	120
PH334-06	3/8	9.5	0.600	15.2	1,523	105	6,090	420	2.2	55	140
PH334-08	1/2	12.7	0.740	18.8	1,450	100	5,800	400	3.0	77	200
PH334-10	5/8	16.0	0.940	23.9	1,160	80	4,650	320	4.3	110	300
PH334-12	3/4	19.0	1.075	27.3	1,160	80	4,650	320	5.5	140	345
PH334-16	1	25.0	1.350	34.3	1000	70	4,000	280	8.0	200	481



Temperature Range: Continuous: -45°C to +130°C

## PH326 / PH327 / PH328 - BEVERAGE DISPENSING HOSE

Polyhose Proprietary Product

## Construction

Core Thermoplastic Elastomer food quality and FDA approved


Reinforcement PH326 Single or double braid of synthetic fiber

PH327 Single braid of steel wire

PH328 Single braid of aramid fiber

Cover Polyurethane, Black Colour, Pin Pricked

Application High pressure beverage dispensing lines 210 to 420 bar Specifically designed for gases, also gas mixtures used in fixed and mobile beverage dispensing units. Special tube material flavour free eliminates contamination risks and conforms to FDA and EC regulations. Please contact for different dimensions and working pressure



Note: Grey Colour Cover also available

Item Code	Dash Size	DN	ID		OD		WP		BP		BR/r		W
			inch	mm	inch	mm	psi	bar	psi	bar	inch	mm	g/m
PH326-04	-04	06	1/4	6.4	0.490	12.4	3,000	210	12,000	840	1.4	35	114
PH326-06	-06	10	3/8	9.5	0.640	16.3	3,000	210	12,000	840	2.4	60	170
PH326-08	-08	12	1/2	12.7	0.855	21.7	3,000	210	12,000	840	3.9	100	300
PH327-03	-03	05	3/16	4.8	0.380	9.7	5,000	350	20,000	1,400	1.6	40	141
PH327-04	-04	06	1/4	6.4	0.460	11.7	4,650	320	18,600	1,280	1.8	45	182
PH328-02	-02	03	1/8	3.2	0.320	8.1	6,000	420	24,000	1,680	1.0	25	57
PH328-03	-03	05	3/16	4.8	0.405	10.3	5,000	350	20,000	1,400	1.0	25	87
PH328-04	-04	06	1/4	6.4	0.490	12.4	5,000	350	20,000	1,400	1.3	32	118
PH328-08	-08	12	1/2	12.7	0.770	19.6	5,000	350	20,000	1,400	3.0	77	225



Temperature Range: Continuous: -40°C to +80°C

**PH354 / PH355 - MICRO BORE**

Polyhose Proprietary Product

**Construction**

Core Thermoplastic Elastomer

Reinforcement PH354 - Single braid of synthetic fiber  
PH355 - Single braid of Aramid fiber

Cover Polyurethane, Black Colour, Pin pricked upon request

Application Very high pressure mini Hydraulic Lines 250 to 630 bar Suitable for hydraulic application , with increased resistance to abrasion for use with petroleum,synthetic or water based fluids in Hydraulic systems pressure test equipments and test points, general mini hydraulic equipments,Automotive roof and boot opening system and truck's cab lifting systems

Note: Available with polyamide 12 as core and cover

Item Code	DN	ID		OD		WP		BP		BR/r		W g/m
		inch	mm	inch	mm	psi	bar	psi	bar	inch	mm	
PH354-3	3	1/8	3.2	0.256	6.5	3,600	250	14,400	1,000	0.8	20	30
PH355-2	2	5/64	2.0	0.197	5.0	9,100	630	27,300	1,890	0.8	20	24
PH355-3	3	1/8	3.2	0.236	6.0	9,100	630	27,300	1,890	1.2	30	31
PH355-4	4	5/32	4.0	0.315	8.0	9,100	630	27,300	1,890	1.6	40	54



Temperature Range: Continuous: -40°C to +100°C Temp. not to exceed +70°C for Air and Water based fluids

**THERMOPLASTIC - INDUSTRIAL- PILOT LINE****PH392 - PILOT LINE HOSE**

Polyhose Proprietary Product

**Construction**

Core Oil and Water resistant thermoplastic elastomer

Reinforcement Single braid of synthetic fiber

Cover Special thermoplastic elastomer resistant to oil, weather and abrasion , Black colour, Pin Pricked

Application Specially designed for servo control pilot Lines 120 bar and requires very high flexibility Superior finish on cover surface to have a gliding effect on the other lines that are clustered together and very minimal outer cover damages Also, suitable for medium pressure and return lines for use with petroleum, synthetic or water based fluids in Hydraulic systems Suitable for Agricultural, Construction &amp; Material handling equipments and machineries/systems

Note: Available twin &amp; multi lines with different hose combination and size. Also, special colours available on request

Item Code	Dash Size	DN	ID		OD		WP		BP		BR/r		W g/m
			inch	mm	inch	mm	psi	bar	psi	bar	inch	mm	
PH392-03	-03	05	3/16	4.8	0.398	10.1	1,740	120	6,960	480	1.00	25	88
PH392-04	-04	06	1/4	6.4	0.453	11.5	1,740	120	6,960	480	1.20	30	92
PH392-05	-05	08	5/16	8.0	0.516	13.1	1,740	120	6,960	480	1.60	40	110
PH392-06	-06	10	3/8	9.5	0.583	14.8	1,740	120	6,960	480	2.00	50	132
PH392-08	-08	12	1/2	12.7	0.709	18.0	1,740	120	6,960	480	2.40	60	185



Temperature Range: Continuous: -40°C to +100°C Temp. not to exceed +70°C for Air and Water based fluids



PH758 - MOISTURE BLOK HOSE

Polyhose Proprietary Product

Construction

- Core: Polyolefin
- Reinforcement: Double braids of Synthetic Fiber
- Cover: Polyurethane ,Blue Colour, Pin Pricked
- Application: Conveying urethane foam components, Moisture sensitive chemicals

Note: Available Twin & Multi lines with different Hose combination and Size. Also special colours available on request

Item Code	Dash Size	DN	ID		OD		WP		BP		BR/r		W
			inch	mm	inch	mm	psi	bar	psi	bar	inch	mm	g/m
PH758-04	-04	06	1/4	6.4	0.490	12.4	3,000	210	12,000	840	1.4	35	114
PH758-06	-06	10	3/8	9.5	0.640	16.3	3,000	210	12,000	840	2.4	60	170
PH758-08	-08	12	1/2	12.7	0.800	20.3	2,000	140	8,000	560	3.0	77	270



Temperature Range: Continuous: -40°C to +60°C



THERMOPLASTIC - AUTOMOTIVE HOSE

PH771 - CAB TILT HOSE

Polyhose Proprietary Product

Construction

- Core: Thermoplastic Elastomer
- Reinforcement: One Braid of Aramid Fiber with one braid of synthetic fiber
- Cover: Polyurethane, Black Colour
- Application: Cabin tilt application

Note: On request products are available for high temperature application with special cover

Item Code	Dash Size	DN	ID		OD		WP		BP		BR/r		W
			inch	mm	inch	mm	psi	bar	psi	bar	inch	mm	g/m
PH771-02	-02	03	1/8	3.45	0.291	7.4	5,800	400	23,200	1,600	1.0	25	43.5



Temperature Range: Continuous: -40°C to +100°C



PH772 - CLUTCH HOSE

Polyhose Proprietary Product

Construction

- Core: Polyamide (PA11)
- Reinforcement: Single Braid of Steel Wire
- Cover: Polyurethane, Black Colour
- Application: Return hose from brake fluid reservoir to clutch. Brake filling line

Item Code	Dash Size	DN	ID		OD		WP		BP		BR/r		W
			inch	mm	inch	mm	psi	bar	psi	bar	inch	mm	g/m
PH772-04	-04	06	1/4	6.4	0.441	11.2	2,900	200	11,600	800	2.0	50	153.5

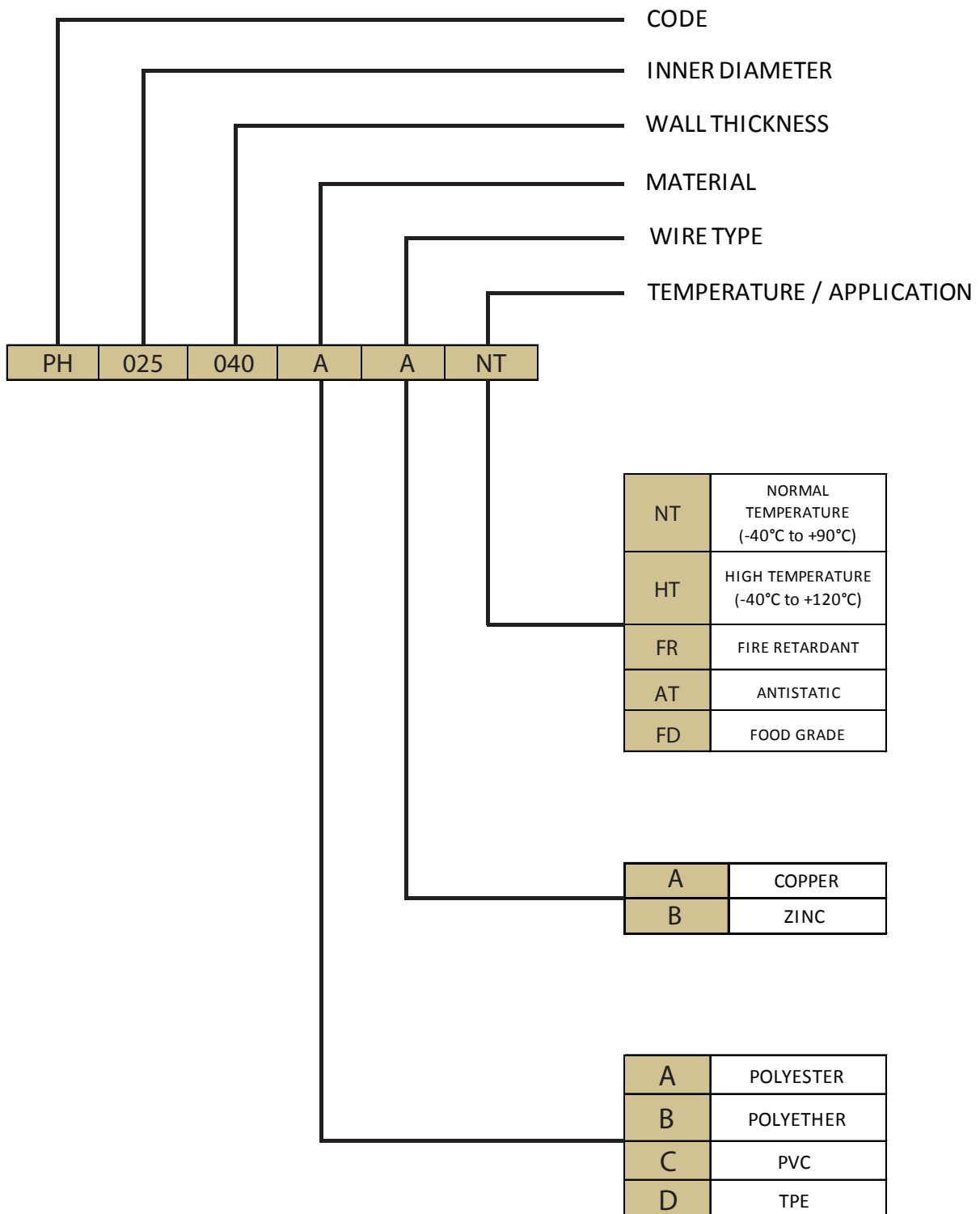


Temperature Range: Continuous: -40°C to +100°C






# HOSE NOMENCLATURE








POLYURETHANE DUCTING - STANDARD

Polyhose Proprietary Product



- Construction
- WallPolyester Polyurethane
- SpiralSpring Steel Wire
- PropertiesExtremely flexible, Light in weight, Microbe - resistance, Good chemical resistance, Good UV and ozone resistance, Anti static if connected with helical wire
- ApplicationSuction & transport of abrasive solids, liquids, fine grained particles, such as dust and powder. Used in extraction of oil mist, paper & textile fibers

Note: Length upto 20 meters. Also special sizes are available on request


Item Code	 ID		 WT	 VP	 BR/r	 W
	inch	mm	mm	bar	mm	kg/m
PH032035AANT	1.1/4	32	0.35	0.25	24	0.164
PH038035AANT	1.1/2	38	0.35	0.25	29	0.167
PH040035AANT		40	0.35	0.25	30	0.172
PH045035AANT		45	0.35	0.02	33	0.187
PH051035AANT	2	51	0.35	0.02	37	0.210
PH060035AANT		60	0.35	0.16	45	0.246
PH063035AANT	2.1/2	63	0.35	0.14	47	0.255
PH065035AANT		65	0.35	0.14	49	0.268
PH070035AANT	2.3/4	70	0.35	0.14	51	0.288
PH076035AANT	3	76	0.35	0.01	55	0.312
PH080035AANT		80	0.35	0.01	59	0.327
PH090035AANT	3.1/2	90	0.35	0.01	67	0.367
PH102040AANT	4	102	0.04	0.09	70	0.457
PH110040AANT		110	0.04	0.08	75	0.492
PH120040AANT		120	0.04	0.08	85	0.536
PH127040AANT	5	127	0.04	0.07	89	0.566
PH130040AANT		130	0.04	0.06	92	0.579
PH140040AANT	5.1/2	140	0.04	0.06	95	0.623
PH150040AANT		150	0.04	0.06	105	0.688
PH152040AANT	6	152	0.04	0.06	107	0.701
PH160045AANT		160	0.45	0.06	109	0.859
PH180045AANT	7	180	0.45	0.05	120	0.963
PH200045AANT	7.7/8	200	0.45	0.05	135	1.068
PH220045AANT		220	0.45	0.04	150	1.100
PH250050AANT	10	250	0.05	0.04	165	1.285
PH279050AANT	11	279	0.05	0.03	185	1.432
PH300050AANT	12	300	0.05	0.03	205	1.538
PH350050AANT	14	350	0.05	0.02	240	1.792
PH400050AANT	16	400	0.05	0.02	272	2.045
PH450050AANT	18	450	0.05	0.01	305	2.331
PH500050AANT	20	500	0.05	0.01	340	2.588
PH600050AANT	24	600	0.05	0.01	385	3.101



Temperature Range: Continuous: -40°C to +90°C

## POLYURETHANE DUCTING - STANDARD C

Polyhose Proprietary Product



### Construction

Wall Polyester Polyurethane

Spiral Spring Steel Wire

Properties Extremely flexible, Light in Weight, High abrasion resistant, Microbe - resistance, Good chemical resistance, Good UV and ozone resistance, Oil / petroleum proof, Increased vacuum and pressure resistance, Anti static if connected with helical wire

Application Suction & transport of abrasive solids, liquids, fine grained particles, such as dust and powder. Used in extraction of oil mist, paper & textile fibers

Note: Length upto 20 meters. Also special sizes are available on request


Item Code	ID		WT	VP	BR/r	W
	inch	mm	mm	bar	mm	kg/m
PH032040AANT	1.1/4	32	0.40	0.25	22	0.178
PH038040AANT	1.1/2	38	0.40	0.25	27	0.186
PH040040AANT		40	0.40	0.25	28	0.195
PH045040AANT		45	0.40	0.20	32	0.203
PH051040AANT	2	51	0.40	0.20	35	0.229
PH060040AANT		60	0.40	0.16	42	0.268
PH063040AANT	2.1/2	63	0.40	0.14	45	0.280
PH065040AANT		65	0.40	0.14	46	0.290
PH070040AANT		70	0.40	0.14	49	0.312
PH076040AANT	3	76	0.40	0.10	53	0.337
PH080040AANT		80	0.40	0.10	56	0.354
PH090040AANT	3.1/2	90	0.40	0.10	62	0.397
PH102040AANT	4	102	0.40	0.09	70	0.457
PH110040AANT		110	0.40	0.08	84	0.492
PH120040AANT		120	0.40	0.08	85	0.536
PH127040AANT	5	127	0.40	0.08	88	0.566
PH130040AANT		130	0.40	0.06	91	0.579
PH140040AANT	5.1/2	140	0.40	0.06	95	0.623
PH150040AANT		150	0.40	0.06	105	0.688
PH152040AANT	6	152	0.40	0.06	107	0.701
PH160040AANT		160	0.40	0.05	110	0.808
PH180040AANT	7	180	0.40	0.05	123	0.906
PH200040AANT	7.7/8	200	0.40	0.05	140	1.004
PH220040AANT		220	0.40	0.05	160	1.070
PH250040AANT	10	250	0.40	0.04	175	1.134
PH279040AANT	11	279	0.40	0.03	196	1.263
PH300040AANT	12	300	0.40	0.03	210	1.357
PH350040AANT	14	350	0.40	0.02	245	1.580
PH400040AANT	16	400	0.40	0.02	280	1.803
PH450040AANT	18	450	0.40	0.01	315	2.067
PH500040AANT	20	500	0.40	0.01	350	2.295
PH600040AANT	24	600	0.40	0.01	400	2.750



Temperature Range: Continuous: -40°C to +90°C

POLYURETHANE DUCTING - MEDIUM

Polyhose Proprietary Product



Construction






Wall Polyester Polyurethane

Spiral Spring Steel Wire

Properties Extremely flexible, Light in Weight, High abrasion resistant, Microbe - resistance, Good chemical resistance, Good UV and ozone resistance, Oil / petroleum proof, Increased vacuum and pressure resistance, Anti static if connected with helical wire

Application Suction & transport of abrasive solids, liquids, fine grained particles, such as dust and powder. Used in extraction of oil mist, paper & textile fibers

Note: Length upto 20 meters. Also special sizes are available on request


Item Code	 ID		 WT	 VP	 BR/r	 W
	inch	mm	mm	bar	mm	kg/m
PH032050AANT	1.1/4	32	0.50	0.25	32	0.204
PH038050AANT	1.1/2	38	0.50	0.25	38	0.240
PH040050AANT		40	0.50	0.20	40	0.252
PH045050AANT		45	0.50	0.16	45	0.282
PH051050AANT	2	51	0.50	0.16	51	0.318
PH060050AANT		60	0.50	0.16	60	0.372
PH063050AANT	2.1/2	63	0.50	0.16	63	0.448
PH065050AANT		65	0.50	0.16	65	0.462
PH070050AANT		70	0.50	0.14	70	0.496
PH076050AANT	3	76	0.50	0.10	76	0.515
PH080050AANT		80	0.50	0.10	80	0.537
PH090050AANT	3.1/2	90	0.50	0.10	90	0.545
PH102060AANT	4	102	0.60	0.09	102	0.780
PH110060AANT		110	0.60	0.08	110	0.840
PH120060AANT		120	0.60	0.08	120	0.914
PH127060AANT	5	127	0.60	0.08	127	0.966
PH130060AANT		130	0.60	0.08	130	0.981
PH140060AANT	5.1/2	140	0.60	0.08	140	0.989
PH150060AANT		150	0.60	0.06	150	1.096
PH152060AANT	6	152	0.60	0.06	152	1.116
PH160060AANT		160	0.60	0.06	160	1.463
PH180085AANT	7	180	0.85	0.05	180	1.995
PH200085AANT	7.7/8	200	0.85	0.05	200	2.188
PH220085AANT		220	0.85	0.05	220	2.213
PH250085AANT	10	250	0.85	0.05	250	2.482
PH279085AANT	11	279	0.85	0.05	279	2.767
PH300085AANT	12	300	0.85	0.04	300	2.973
PH350085AANT	14	350	0.85	0.04	350	3.029
PH400085AANT	16	400	0.85	0.03	400	3.458
PH450085AANT	18	450	0.85	0.03	450	3.784
PH500085AANT	20	500	0.85	0.02	500	4.201
PH600085AANT	24	600	0.85	0.01	600	5.037



Temperature Range: Continuous: -40°C to +90°C

## POLYURETHANE DUCTING - MEDIUM C

Polyhose Proprietary Product



### Construction

Wall Polyester Polyurethane

Spiral Spring Steel Wire

Properties Extremely flexible, Light in Weight, High abrasion resistant, Microbe - resistance, Good chemical resistance, Good UV and ozone resistance, Oil / petroleum proof, Increased vacuum and pressure resistance, Anti static if connected with helical wire

Application Suction & transport of abrasive solids, liquids, fine grained particles, such as dust and powder. Used in extraction of oil mist, paper & textile fibers

Note: Length upto 20 meters. Also special sizes are available on request

Item Code	ID		WT	VP	BR/r	W
	inch	mm	mm	bar	mm	kg/m
PH032060AANT	1.1/4	32	0.60	0.30	25	0.231
PH038060AANT	1.1/2	38	0.60	0.30	27	0.272
PH040060AANT		40	0.60	0.25	30	0.285
PH045060AANT		45	0.60	0.20	32	0.319
PH051060AANT	2	51	0.60	0.20	35	0.360
PH060060AANT		60	0.60	0.16	40	0.422
PH063060AANT	2.1/2	63	0.60	0.16	43	0.501
PH065060AANT		65	0.60	0.16	46	0.516
PH070060AANT		70	0.60	0.14	50	0.555
PH076060AANT	3	76	0.60	0.10	53	0.601
PH080060AANT		80	0.60	0.10	55	0.610
PH090060AANT	3.1/2	90	0.60	0.10	65	0.625
PH102060AANT	4	102	0.60	0.09	70	0.780
PH110060AANT		110	0.60	0.08	75	0.840
PH120060AANT		120	0.60	0.08	80	0.914
PH127060AANT	5	127	0.60	0.08	85	0.966
PH130060AANT		130	0.60	0.08	90	0.981
PH140060AANT	5.1/2	140	0.60	0.08	95	0.989
PH150060AANT		150	0.60	0.06	97	1.096
PH152060AANT	6	152	0.60	0.06	100	1.116
PH160060AANT		160	0.60	0.06	110	1.463
PH180060AANT	7	180	0.60	0.05	120	1.642
PH200060AANT	7.7/8	200	0.60	0.05	135	1.785
PH220060AANT		220	0.60	0.05	150	1.820
PH250060AANT	10	250	0.60	0.04	170	2.024
PH279060AANT	11	279	0.60	0.03	185	2.256
PH300060AANT	12	300	0.60	0.03	200	2.423
PH350060AANT	14	350	0.60	0.02	250	2.440
PH400060AANT	16	400	0.60	0.02	270	2.785
PH450060AANT	18	450	0.60	0.01	350	3.068
PH500060AANT	20	500	0.60	0.01	400	3.406
PH600060AANT	24	600	0.60	0.01	500	4.083




Temperature Range: Continuous: -40°C to +90°C



POLYURETHANE DUCTING - HEAVY

Polyhose Proprietary Product



Construction

Wall Polyester Polyurethane

Spiral Spring Steel Wire

Properties Extremely flexible, Light in Weight, Microbe - resistance, Good chemical resistance, Good UV and ozone resistance

Application Suction & transport of abrasive solids, liquids, fine grained particles, such as dust and powder. Used in extraction of oil mist, paper & textile fibers

Note: Length upto 20 meters. Also special sizes are available on request

Item Code	<div> <div> </div> <div>ID</div> </div>		<div> <div> </div> <div>WT</div> </div>	<div> <div> </div> <div>VP</div> </div>	<div> <div> </div> <div>BR/r</div> </div>	<div> <div> </div> <div>W</div> </div>
	inch	mm	mm	bar	mm	kg/m
PH032080AANT	1.1/4	32	0.80	0.45	48	0.317
PH038090AANT	1.1/2	38	0.90	0.45	55	0.405
PH040090AANT		40	0.90	0.45	60	0.426
PH045090AANT		45	0.90	0.40	68	0.476
PH051090AANT	2	51	0.90	0.40	75	0.537
PH060090AANT		60	0.90	0.35	90	0.629
PH063090AANT	2.1/2	63	0.90	0.35	95	0.730
PH065090AANT		65	0.90	0.35	98	0.752
PH070090AANT		70	0.90	0.35	105	0.808
PH076090AANT	3	76	0.90	0.30	113	0.876
PH080090AANT		80	0.90	0.30	120	0.900
PH090090AANT	3.1/2	90	0.90	0.30	135	0.986
PH102110AANT	4	102	1.10	0.30	150	1.272
PH110110AANT		110	1.10	0.25	170	1.369
PH120110AANT		120	1.10	0.25	180	1.492
PH127110AANT	5	127	1.10	0.20	185	1.577
PH130110AANT		130	1.10	0.20	195	1.614
PH140110AANT	5.1/2	140	1.10	0.20	210	1.650
PH150110AANT		150	1.10	0.20	225	1.808
PH152110AANT	6	152	1.10	0.15	230	1.839
PH160110AANT		160	1.10	0.15	240	2.092
PH180110AANT	7	180	1.10	0.12	270	2.349
PH200110AANT	7.7/8	200	1.10	0.12	300	2.606
PH220130AANT		220	1.30	0.11	338	3.118
PH250130AANT	10	250	1.30	0.10	375	3.538
PH279130AANT	11	279	1.30	0.10	400	3.944
PH300130AANT	12	300	1.30	0.09	450	4.238
PH350130AANT	14	350	1.30	0.09	525	4.345
PH400130AANT	16	400	1.30	0.08	600	4.962
PH450130AANT	18	450	1.30	0.06	675	5.372
PH500130AANT	20	500	1.30	0.04	750	5.966
PH600130AANT	24	600	1.30	0.03	840	7.153



Temperature Range: Continuous: -40°C to +90°C

## POLYURETHANE DUCTING - HEAVY C

Polyhose Proprietary Product

### Construction


Wall Polyester Polyurethane






Spiral Spring Steel Wire

Properties Extremely flexible, Light in Weight, Microbe - resistance, Good chemical resistance, Good UV and ozone resistance

Application Suction & transport of abrasive solids, liquids, fine grained particles, such as dust and powder. Used in extraction of oil mist, paper & textile fibers

Note: Length upto 20 meters. Also special sizes are available on request



Item Code	 ID		 WT	 VP	 BR/r	 W
	inch	mm	mm	bar	mm	kg/m
PH032120AANT	1.1/4	32	1.20	0.45	48	0.426
PH038120AANT	1.1/2	38	1.20	0.45	55	0.501
PH040120AANT		40	1.20	0.45	60	0.527
PH045120AANT		45	1.20	0.40	68	0.590
PH051120AANT	2	51	1.20	0.40	75	0.667
PH060120AANT		60	1.20	0.35	90	0.780
PH063120AANT	2.1/2	63	1.20	0.35	95	0.890
PH065120AANT		65	1.20	0.35	98	0.917
PH070120AANT		70	1.20	0.35	105	0.986
PH076120AANT	3	76	1.20	0.30	113	1.069
PH080120AANT		80	1.20	0.30	120	1.140
PH090120AANT	3.1/2	90	1.20	0.30	135	1.194
PH102120AANT	4	102	1.20	0.30	150	1.350
PH110120AANT		110	1.20	0.25	170	1.454
PH120120AANT		120	1.20	0.25	180	1.584
PH127120AANT	5	127	1.20	0.20	185	1.675
PH130120AANT		130	1.20	0.20	195	1.714
PH140120AANT	5.1/2	140	1.20	0.20	210	1.800
PH150120AANT		150	1.20	0.20	225	1.926
PH152120AANT	6	152	1.20	0.15	230	1.958
PH160120AANT		160	1.20	0.15	240	2.218
PH180120AANT	7	180	1.20	0.12	270	2.490
PH200120AANT	7.7/8	200	1.20	0.12	300	2.763
PH220120AANT		220	1.20	0.11	338	2.956
PH250120AANT	10	250	1.20	0.10	375	3.353
PH279120AANT	11	279	1.20	0.10	400	3.738
PH300120AANT	12	300	1.20	0.09	450	4.017
PH350120AANT	14	350	1.20	0.09	525	4.109
PH400120AANT	16	400	1.20	0.08	600	4.691
PH450120AANT	18	450	1.20	0.06	675	5.085
PH500120AANT	20	500	1.20	0.04	750	5.646
PH600120AANT	24	600	1.20	0.03	840	6.770



Temperature Range: Continuous: -40°C to +90°C

PRODUCT CODE NOMENCLATURE

12 01250 01000 BK

Colour Codes

<div></div>	BK - BLACK
<div></div>	GY - GRAY
<div></div>	LB - LIGHT BLUE
<div></div>	NT - NATURAL
<div></div>	RD - RED
<div></div>	YW - YELLOW

Five digits represents Inner Diameter  
e.g. (10.00 mm Inner diameter)  
10 - Whole Number, 00 - Decimal value  
(110.00 mm Inner diameter)  
110 - Whole Number, 00 - Decimal value


Five digits represents Outer Diameter  
e.g. (12.50 mm outer diameter)  
12 - Whole Number, 50 - Decimal value  
(122.00 mm outer diameter)  
122 - Whole Number, 00 - Decimal value

6	PA 6 TUBE	14	SPATTER HOSE
10	TPE TUBE	18	PTFE PLAIN TUBE
11	PA 11 TUBE	19	PTFE CONVO TUBE
12	PA 12 TUBE	20	PTFE CONDUCTIVE PLAIN TUBE
13	POLYURETHANE TUBE	21	PTFE CONDUCTIVE CONVO TUBE

## POLYAMIDE TUBING







Applicable Standard : DIN73378, DIN74324







**Application** Automotive gasoline, High pressure lubricants, Refrigeration lines, Gasoline in various industries, Fuel lines for petrol engines, Beverage lines, For conveying hydrocarbon, For Conveying Vegetable oil, For Conveying Ester, etc., Air line on pneumatic controls systems, Lines for air compressors & vacuum pumps



Note: We also supply PA11 and TPE tubes. Kindly refer our part nomenclature before ordering. Also special sizes and colours are available on request. Multilayer upto 5 layers available on request

### Technical Details

Item Code	 ID	 OD	 WT	 BP	 BR/r	 W
	mm	mm	mm	(Kg/cm <sup>2</sup> )	mm	g/m
12-0030000150BK	1.50	3.00	0.75	200	20	7
12-0040000200BK	2.00	4.00	1.00	200	20	12
12-0040000250BK	2.50	4.00	0.75	135	20	10
12-0040000300BK	3.00	4.00	0.50	85	20	7
12-0047000270BK	2.70	4.70	1.00	160	25	14
12-0050000300BK	3.00	5.00	1.00	150	25	16
12-0050000400BK	4.00	5.00	0.50	120	30	9
12-0060000300BK	3.00	6.00	1.50	200	30	26
12-0060000400BK	4.00	6.00	1.00	120	30	20
12-0060000500BK	5.00	6.00	0.50	55	30	11
12-0080000600BK	6.00	8.00	1.00	85	40	27
12-0080000500BK	5.00	8.00	1.50	140	40	38
12-0095000750BK	7.50	9.50	1.00	70	50	33
12-0095000600BK	6.00	9.50	1.75	135	50	53
12-0100000800BK	8.00	10.00	1.00	65	50	35
12-0120001000BK	10.00	12.00	1.00	55	80	43
12-0125001000BK	10.00	12.50	1.25	65	85	55
12-0150001200BK	12.00	15.00	1.50	65	90	79
12-0160001400BK	14.00	16.00	1.00	40	110	59

Item Code	 ID	 OD	 WT	 BP	 BR/r	 W
	mm	mm	mm	(Kg/cm <sup>2</sup> )	mm	g/m
06-0030000150NT	1.50	3.00	0.75	270	20	7
06-0040000200NT	2.00	4.00	1.00	270	20	12
06-0040000250NT	2.50	4.00	0.75	185	20	10
06-0040000300NT	3.00	4.00	0.50	115	20	7
06-0047000270NT	2.70	4.70	1.00	215	25	14
06-0050000300NT	3.00	5.00	1.00	200	35	16
06-0050000400NT	4.00	5.00	0.50	50	40	9
06-0060000300NT	3.00	6.00	1.50	270	40	26
06-0060000400NT	4.00	6.00	1.00	160	40	20
06-0060000500NT	5.00	6.00	0.50	75	40	11
06-0080000600NT	6.00	8.00	1.00	115	50	27
06-0080000500NT	5.00	8.00	1.50	185	60	38
06-0095000750NT	7.50	9.50	1.00	95	60	33
06-0095000600NT	6.00	9.50	1.75	180	70	53
06-0100000800NT	8.00	10.00	1.00	90	60	35
06-0120001000NT	10.00	12.00	1.00	70	80	43
06-0125001000NT	10.00	12.50	1.25	75	85	55
06-0150001200NT	12.00	15.00	1.50	90	100	79
06-0160001400NT	14.00	16.00	1.00	55	110	59

POLYURETHANE TUBING

Polyhose Proprietary Product

- Properties

UV-Resistant  
 Silicone free  
 Good vibration absorption  
 Supreme abrasion resistance  
 Consistent tensile strength for long life
- Application








Pneumatics, Robotics, Automation, Cabling , Food processing










Note: Also special sizes and colours are available on request

Technical Details

Metric size

Item Code	 OD	 ID	 WT	 WP	 BP	 BR/r	 W
	mm	mm	mm	bar	bar	mm	g/m
13-0040000200LB	4.00	2.00	1.00	13	39	10	12
13-0040000250LB	4.00	2.50	0.75	13	39	10	10
13-0043000290LB	4.30	2.90	0.70	13	39	13	10
13-0050000300LB	5.00	3.00	1.00	13	39	15	17
13-0060000400LB	6.00	4.00	1.00	11	33	20	21
13-0080000500LB	8.00	5.00	1.50	12	36	30	40
13-0080000550LB	8.00	5.50	1.25	10	30	30	35
13-0080000600LB	8.00	6.00	1.00	8	24	35	29
13-0100000650LB	10.00	6.50	1.75	11	33	35	60
13-0100000700LB	10.00	7.00	1.50	9	27	50	53
13-0100000800LB	10.00	8.00	1.00	9	27	50	37
13-0120000800LB	12.00	8.00	2.00	10	30	40	83
13-0120000900LB	12.00	9.00	1.50	7	21	45	65
13-0120001000LB	12.00	10.00	1.00	7	21	45	46
13-0140000950LB	14.00	9.50	2.25	8	24	45	110
13-0140001000LB	14.00	10.00	2.00	8	24	45	99
13-0160001100LB	16.00	11.00	2.50	10	30	50	140
13-0160001200LB	16.00	12.00	2.00	10	30	50	116

Imperial size

Item Code	 OD		 ID		 WT		 WP	 BP	 BR/r		 W
	inch	mm	inch	mm	inch	mm	bar	bar	inch	mm	g/m
13-0040000240LB	5/32	4.0	0.094	2.4	0.031	0.79	10	30	3/8	10	11
13-0048000270LB	3/16	4.8	0.107	2.7	0.040	1.02	11	34	3/8	10	16
13-0064000410LB	1/4	6.4	0.160	4.1	0.045	1.14	10	30	1/2	13	25
13-0079000470LB	5/16	7.9	0.187	4.7	0.062	1.57	11	34	1/2	13	42
13-0095000640LB	3/8	9.5	0.250	6.4	0.062	1.57	9	27	1	25	51
13-0127000810LB	1/2	12.7	0.320	8.1	0.090	2.29	10	31	1 1/8	29	99
13-0143000950LB	9/16	14.3	0.375	9.5	0.094	2.39	9	27	2	51	118

Tolerance

Tube O.D Range	Tube O.D Tolerance
4 to 8 mm	+0.10 / -0.10
10 to 16 mm	+0.15 / -0.15

Packaging

Tube coil quantity (m)	Reel quantity (m)
50	100
100	
200	



Temperature Range: Continuous: -20°C to +70°C



## SPATTER TUBES

Polyhose Proprietary Product











Properties      Weld Spatter Resistant  
 Excellent Abrasion Resistant  
 Extreme Flexibility  
 Compact bend radius

Application      Robotic welding application









Note: Also special sizes and colours are available on request

## Technical Details

## Metric size

Item Code								
	Outer cover OD mm	Inner Tube OD mm	Inner Tube ID mm	WT mm	WP bar	BP bar	BR/r mm	W g/m
14-0060000400GY	8.00	6.00	4.00	1.00	10	30	15	50
14-0080000500GY	10.00	8.00	5.00	1.50	11	33	20	78
14-0100000650GY	12.00	10.00	6.50	1.75	10	30	30	105
14-0120000800GY	14.00	12.00	8.00	2.00	9	36	35	137

## Imperial size

Item Code													
	inch	mm	inch	mm	inch	mm	inch	mm	psi	psi	inch	mm	g/m
14-0040000240GY	0.236	6.00	5/32	4.00	0.094	2.40	0.031	0.80	176	528	3/8	10	31
14-0064000410GY	0.331	8.40	1/4	6.40	0.160	4.10	0.045	1.15	148	444	1/2	13	56
14-0095000640GY	0.453	11.50	3/8	9.50	0.250	6.40	0.062	1.55	147	441	7/8	22	95
14-0127000810GY	0.579	14.70	1/2	12.70	0.320	8.10	0.090	2.30	140	420	1 1/8	29	156

## Tolerance

Tube O.D Range	Tube O.D Tolerance
4 to 8.4 mm	+0.1 / -0.1
9 to 15 mm	+0.15 / -0.15

## Packaging

Tube coil quantity (m)	Reel quantity (m)
50	300
100	500
200	1000



Temperature Range: Continuous: -40°C to +70°C

PTFE TUBE

Polyhose Proprietary Product








KEY PROPERTIES OF PTFE:






- Polytetrafluoroethylene (P.T.F.E) has the lowest coefficient of friction of all polymers
- Useful in high temperature applications
- Very good chemical resistance to all common solvents, acids and bases
- PTFE is virtually unaffected by oxygen, ozone and UV light
- Excellent dielectric insulation properties
- The working temperature of PTFE is extremely broad, ranging from 260° C (500° F) to -270° C (-454° F)

Note: We also supply Convoluted tubes, Conductive PTFE Plain and PTFE Conductive Convoluted tubes kindly refer our part nomenclature before ordering. Also special sizes are available on request






Property		Specification	Unit	Value
General	Continuous service temperature	Maximum	° C	260
			° F	500
	Chemical resistance		-	Excellent
	Specific gravity	D 792	-	2.15
Electrical	Dielectric constant	D 150 at 10^3 Hz	-	2.1
		D 150 at 10^6 Hz	-	2.1
	Dielectric dissipation factor	D 150 at 10^3 Hz	-	0.0002
		D 150 at 10^6 Hz	-	0.0002
	Dielectric strength (short term) 10 mils film	D 149	Volt / mil	>1 400
	Volume resistivity	D 257	Ohm·cm	>10^ 18
Environmental	Water absorption	D 570	%	< 0.01
	Weather resistance	-	-	Excellent
	Oxygen index	D 2863	%	>95
	Flammability	UL 94	-	V-0
Mechanical	Tensile strength	D 1708, D 638	psi	3 500
	Elongation	D 1708, D 638	%	300
	Compressive strength	D 695	psi	3 500
	Impact strength	D 256 at +23°C	Ft-Lb / in	3.5
	Flexural Modulus	D 790 at +23°C	psi	90 000
	Tensile Modulus	D 638	psi	80 000
	Hardness	D 2240	-	D-60
Thermal	Melting point		° C	327
			° F	620
	Thermal conductivity	C-177	BTU / hr / ft2 /°F. in	1.7
	Deflection temperature 66 psi	D 648	° C	122
	264 psi			55
	Deflection temperature 66 psi	D 648	° F	252
	264 psi			131

## Metric size

Item Code	 ID	 OD	 WT	 BP	 W
	mm	mm	mm	bar	g/m
18-0040000300NT	3.00	4.00	0.50	40	13
18-0045000300NT	3.00	4.50	0.75	56	21
18-0050000300NT	3.00	5.00	1.00	70	30
18-0045000350NT	3.50	4.50	0.50	35	15
18-0050000350NT	3.50	5.00	0.75	49	24
18-0055000350NT	3.50	5.50	1.00	62	34
18-0050000400NT	4.00	5.00	0.50	31	17
18-0055000400NT	4.00	5.50	0.75	44	27
18-0060000400NT	4.00	6.00	1.00	56	38
18-0070000400NT	4.00	7.00	1.50	76	63
18-0065000450NT	4.50	6.50	1.00	51	42
18-0060000500NT	5.00	6.00	0.50	25	21
18-0065000500NT	5.00	6.50	0.75	37	33
18-0070000500NT	5.00	7.00	1.00	47	46
18-0080000500NT	5.00	8.00	1.50	65	74
18-0090000500NT	5.00	9.00	2.00	80	106
18-0075000550NT	5.50	7.50	1.00	43	49
18-0070000600NT	6.00	7.00	0.50	22	25
18-0080000600NT	6.00	8.00	1.00	40	53
18-0090000600NT	6.00	9.00	1.50	56	85
18-0100000600NT	6.00	10.00	2.00	70	122
18-0080000650NT	6.50	8.00	0.75	29	41
18-0080000700NT	7.00	8.00	0.50	19	28
18-0090000700NT	7.00	9.00	1.00	35	61
18-0100000700NT	7.00	10.00	1.50	49	97
18-0095000750NT	7.50	9.50	1.00	33	65
18-0090000800NT	8.00	9.00	0.50	16	32
18-0095000800NT	8.00	9.50	0.75	24	50
18-0100000800NT	8.00	10.00	1.00	31	68
18-0120000800NT	8.00	12.00	2.00	56	152
18-0105000850NT	8.50	10.50	1.00	29	72
18-0100000900NT	9.00	10.00	0.50	15	36
18-0105000900NT	9.00	10.50	0.75	22	56
18-0110000900NT	9.00	11.00	1.00	28	76
18-0120000900NT	9.00	12.00	1.50	40	120
18-0110001000NT	10.00	11.00	0.50	13	40
18-0120001000NT	10.00	12.00	1.00	25	84
18-0130001000NT	10.00	13.00	1.50	37	131
18-0140001000NT	10.00	14.00	2.00	47	182
18-0150001000NT	10.00	15.00	2.50	56	237
18-0130001100NT	11.00	13.00	1.00	23	91
18-0140001200NT	12.00	14.00	1.00	22	99
18-0150001200NT	12.00	15.00	1.50	31	154
18-0160001200NT	12.00	16.00	2.00	40	213
18-0150001300NT	13.00	15.00	1.00	20	106
18-0160001300NT	13.00	16.00	1.50	29	165
18-0170001300NT	13.00	17.00	2.00	37	228
18-0160001400NT	14.00	16.00	1.00	19	114
18-0170001400NT	14.00	17.00	1.50	27	177
18-0180001400NT	14.00	18.00	2.00	35	243
18-0170001500NT	15.00	17.00	1.00	18	122
18-0180001500NT	15.00	18.00	1.50	25	188
18-0180001600NT	16.00	18.00	1.00	16	129
18-0190001600NT	16.00	19.00	1.50	24	199
18-0200001600NT	16.00	20.00	2.00	31	274
18-0195001650NT	16.50	19.50	1.50	23	205

Item Code					
	ID	OD	WT	BP	W
	mm	mm	mm	bar	g/m
18-0200001700NT	17.00	20.00	1.50	23	211
18-0200001800NT	18.00	20.00	1.00	15	144
18-0210001800NT	18.00	21.00	1.50	22	222
18-0220001800NT	18.00	22.00	2.00	28	304
18-0210001900NT	19.00	21.00	1.00	14	152
18-0220001900NT	19.00	22.00	1.50	20	234


Imperial Size

Item Code							
	inch	mm	inch	mm	inch	bar	g/m
18-0048000320NT	1/8	3.20	3/16	4.80	1/32	56	24
18-0064000320NT	1/8	3.20	1/4	6.40	1/16	93	58
18-0064000400NT	5/32	4.00	1/4	6.40	3/64	65	47
18-0064000480NT	3/16	4.80	1/4	6.40	1/32	40	34
18-0079000480NT	3/16	4.80	5/16	7.90	1/16	70	75
18-0079000640NT	1/4	6.40	5/16	7.90	1/32	31	41
18-0095000640NT	1/4	6.40	3/8	9.50	1/16	56	94
18-0127000640NT	1/4	6.40	1/2	12.70	1/8	93	229
18-0095000790NT	5/16	7.90	3/8	9.50	1/16	25	53
18-0111000950NT	3/8	9.50	7/16	11.10	1/32	21	63
18-0127000950NT	3/8	9.50	1/2	12.70	1/16	40	135
18-0127001110NT	7/16	11.10	1/2	12.70	1/32	19	72
18-0143001270NT	1/2	12.70	9/16	14.30	1/32	16	82
18-0159001270NT	1/2	12.70	5/8	15.90	1/16	31	174
18-0159001430NT	9/16	14.30	5/8	15.90	1/32	15	92
18-0175001590NT	5/8	15.90	11/16	17.50	1/32	13	102
18-0191001590NT	5/8	15.90	3/4	19.10	1/16	25	213
18-0191001750NT	11/16	17.50	3/4	19.10	1/32	12	111
18-0222301910NT	3/4	19.10	7/8	22.23	1/16	22	246

Note: We also supply Convoluted tubes , Conductive PTFE Plain and PTFE Conductive Convoluted tubes kindly refer our part nomenclature before ordering. Also special sizes are available on request

**PH179 - R14**

Applicable Standard: SAE J517 - 100R14

**Construction****Core** Sintered tube of polytetrafluoroethylene (P.T.F.E)**Reinforcement** Single braid of 304 series of stainless steel wire

**Application** P.T.F.E hose has an excellent temperature characteristics both in high and low temperature, Excellent chemical resistance, non contamination properties, low coefficient of friction and resists deterioration. Therefore the hose is used generally in applications where all or one of the above properties is the main criteria

Note: Double braided available for higher performance, please check our part # PH381


Item Code	Dash Size	WT	ID		OD		WP		BP		BR/r		W g/m
			inch	mm	inch	mm	psi	bar	psi	bar	inch	mm	
PH179-3	-3	1.00	1/8	3.35	0.252	6.4	3,260	225	13,040	900	1.6	40	65
PH179-4	-4	0.75	3/16	4.83	0.300	7.6	3,000	210	12,000	840	2.0	50	84
PH179-5	-5	0.65	1/4	6.48	0.380	9.7	3,000	210	12,000	840	3.0	75	121
PH179-6	-6	0.75	5/16	8.00	0.440	11.2	2,500	175	10,000	700	4.0	100	163
PH179-7	-7	0.75	3/8	9.65	0.495	12.6	2,400	165	9,600	660	5.0	125	170
PH179-8	-8	0.75	13/32	10.41	0.543	13.8	2,000	140	8,000	560	5.3	135	185
PH179-10	-10	0.75	1/2	12.83	0.650	16.5	1,750	120	7,000	480	6.5	165	234
PH179-12	-12	0.90	5/8	16.00	0.780	19.8	1,270	88	5,080	352	8.0	200	318
PH179-14	-14	0.90	3/4	19.18	0.900	22.9	1,100	75	4,400	300	9.1	230	395
PH179-16	-16	1.00	7/8	22.23	1.030	26.2	900	62	3,600	248	9.1	230	462
PH179-18	-18	1.05	1	25.53	1.160	29.5	900	62	3,600	248	11.8	300	528
PH179-20	-20	1.20	1.1/8	28.58	1.300	33.0	630	44	2,520	176	16.1	410	585



Temperature Range: Continuous: -54°C to +260°C

**PH311 - (ELECTRICAL CONDUCTIVE) - R14**

Applicable Standard: SAE J517 - 100R14

**Construction****Core** Sintered tube of polytetrafluoroethylene (P.T.F.E) (Electrical Conductive)**Reinforcement** Single braid of 304 series of stainless steel wire

**Application** P.T.F.E hose has an excellent temperature characteristics both in high and low temperature, Excellent chemical resistance, non contamination properties, low coefficient of friction and resists deterioration. Therefore the hose is used generally in applications where all or one of the above properties is the main criteria

Note: Double braided available for higher performance, please check our part # PH383

Item Code	Dash Size	WT	ID		OD		WP		BP		BR/r		W g/m
			inch	mm	inch	mm	psi	bar	psi	bar	inch	mm	
PH311-3	-3	1.00	1/8	3.35	0.252	6.4	3,260	225	13,040	900	1.6	40	65
PH311-4	-4	0.75	3/16	4.83	0.300	7.6	3,000	210	12,000	840	2.0	50	84
PH311-5	-5	0.65	1/4	6.48	0.380	9.7	3,000	210	12,000	840	3.0	75	121
PH311-6	-6	0.75	5/16	8.00	0.440	11.2	2,500	175	10,000	700	4.0	100	163
PH311-7	-7	0.75	3/8	9.65	0.495	12.6	2,400	165	9,600	660	5.0	125	170
PH311-8	-8	0.75	13/32	10.41	0.543	13.8	2,000	140	8,000	560	5.3	135	185
PH311-10	-10	0.75	1/2	12.83	0.650	16.5	1,750	120	7,000	480	6.5	165	234
PH311-12	-12	0.90	5/8	16.00	0.780	19.8	1,270	88	5,080	352	8.0	200	318
PH311-14	-14	0.90	3/4	19.18	0.900	22.9	1,100	75	4,400	300	9.1	230	395
PH311-16	-16	1.00	7/8	22.23	1.030	26.2	900	62	3,600	248	9.1	230	462
PH311-18	-18	1.05	1	25.53	1.160	29.5	900	62	3,600	248	11.8	300	528
PH311-20	-20	1.20	1.1/8	28.58	1.300	33.0	630	44	2,520	176	16.1	410	585



Temperature Range: Continuous: -54°C to +260°C



PH313 - R14 INCREASED WALL

Applicable Standard: SAE J517 - 100R14

Construction

CoreSintered tube of polytetrafluoroethylene (P.T.F.E)

ReinforcementSingle braid of 304 series of stainless steel wire


ApplicationP.T.F.E hose has an excellent temperature characteristics both in high and low temperature, Excellent chemical resistance, non contamination properties, low coefficient of friction and resists deterioration. Therefore the hose is used generally in applications where all or one of the above properties is the main criteria

Note : Available in electrical conductive version and our part # shall be PH314

Item Code	Dash Size	WT	ID		OD		WP		BP		BR/r		W
			inch	mm	inch	mm	psi	bar	psi	bar	inch	mm	g/m
PH313-5	-5	1.00	1/4	6.4	0.380	9.7	2,610	180	10,440	720	3.7	95	127
PH313-7	-7	1.00	3/8	9.5	0.505	12.8	2,400	165	9,600	660	6.3	160	177
PH313-10	-10	1.00	1/2	12.7	0.645	16.4	1,750	120	7,000	480	8.3	210	245
PH313-12	-12	1.10	5/8	16.0	0.790	20.1	1,270	88	5,080	352	10.6	270	332
PH313-14	-14	1.10	3/4	19.0	0.925	23.5	1,000	70	4,000	280	11.8	300	412



Temperature Range: Continuous: -54°C to +260°C



PH381 - R14 2W

Applicable Standard: Exceeds SAE J517 - 100R14 pressure requirements

Construction

CoreSintered tube of polytetrafluoroethylene (P.T.F.E)


ReinforcementDouble braids of 304 series of stainless steel wire

ApplicationP.T.F.E hose has an excellent temperature characteristics both in high and low temperature, Excellent chemical resistance, non contamination properties, low coefficient of friction and resists deterioration. Therefore the hose is used generally in applications where all or one of the above properties is the main criteria

Item Code	Dash Size	WT	ID		OD		WP		BP		BR/r		W
			inch	mm	inch	mm	psi	bar	psi	bar	inch	mm	g/m
PH381-3	-3	1.00	1/8	3.0	0.300	7.6	4,495	310	17,980	1,240	2.0	50	140
PH381-4	-4	0.75	3/16	4.8	0.360	9.1	3,770	260	15,080	1,040	2.6	65	187
PH381-5	-5	0.65	1/4	6.4	0.410	10.4	3,600	250	14,400	1,000	3.8	95	225
PH381-6	-6	0.75	5/16	8.0	0.510	13.0	3,500	245	14,000	980	5.0	125	287
PH381-7	-7	0.75	3/8	9.5	0.565	14.4	3,330	230	13,320	920	6.4	160	336
PH381-8	-8	0.75	13/32	10.5	0.595	15.1	2,750	190	11,000	760	7.0	175	395
PH381-10	-10	0.75	1/2	12.7	0.700	17.8	2,300	160	9,200	640	8.4	210	444
PH381-12	-12	0.90	5/8	16.0	0.855	21.7	1,600	110	6,400	440	10.8	270	583
PH381-14	-14	0.90	3/4	19.0	0.970	24.6	1,380	95	5,520	380	12.0	300	742
PH381-16	-16	1.00	7/8	22.2	1.090	27.7	1,160	80	4,650	320	12.4	310	810
PH381-18	-18	1.05	1	25.4	1.220	31.0	1,080	75	4,320	300	16.8	420	920
PH381-20	-20	1.20	1 1/8	29.0	1.400	35.6	870	60	3,480	240	22.0	550	990



Temperature Range: Continuous: -54°C to +260°C



## PH382 - PTFE GAS HOSE


Polyhose Proprietary Product

### Construction

**Core** Special quality of Sintered tube of polytetrafluoroethylene (P.T.F.E)

**Reinforcement** Double braids of 304 series of stainless steel wire

**Application** P.T.F.E hose has an excellent temperature characteristics both in high and low temperature. Excellent chemical resistance, non contamination properties, low coefficient of friction and resists deterioration. Therefore the hose is used generally in applications where all or one of the above properties is the main criteria Transport of cryogenic gases at high pressures



Item Code	Dash Size	WT	ID		OD		WP		BP		BR/r		W
			inch	mm	inch	mm	psi	bar	psi	bar	inch	mm	g/m
PH382-04	-4	1.00	1/4	6.4	0.470	11.9	5,300	365	15,900	1,095	1.6	40	236
PH382-05	-5	1.00	5/16	8.0	0.540	13.7	4,560	315	13,680	945	1.8	45	301
PH382-06	-6	1.00	3/8	9.5	0.580	14.7	4,350	300	13,050	900	2.6	65	353
PH382-08	-8	1.00	1/2	12.7	0.730	18.5	3,840	265	11,520	795	3.0	75	466
PH382-10	-10	1.10	5/8	16.0	0.880	22.4	3,400	235	10,200	705	4.5	115	612
PH382-12	-12	1.25	3/4	19.0	1.030	26.2	2,900	200	8,700	600	9.4	240	779
PH382-16	-16	1.40	1	25.4	1.260	32.0	2,200	150	6,600	450	12.6	320	966



Temperature Range: Continuous: -54°C to +204°C

## PH370 - PTFE - CONVOLUTED HOSE


Polyhose Proprietary Product

### Construction

**Core** Helically convoluted sintered tube of polytetrafluoroethylene (P.T.F.E)

**Reinforcement** Single braid of 304/316 series of stainless steel wire

**Application** P.T.F.E hose has an excellent temperature characteristics both in high and low temperature. Excellent chemical resistance, non contamination properties, low coefficient of friction and resists deterioration. Therefore the hose is used generally in applications where all or one of the above properties is the main criteria in automotive, chemical, pharmaceutical & food processing, plastic & rubber molding machines. Also for some applications the tube can also be made conductive to dissipate electro-static charges



Note: Working and burst pressure are at 20°C Temperature


Item Code	Dash Size	WT	ID		OD		WP		BP		BR/r		W
			inch	mm	inch	mm	psi	bar	psi	bar	inch	mm	g/m
PH370-04	-4	0.75	1/4	6.60	0.410	10.4	2,500	175	10,000	700	0.8	20	149
PH370-05	-5	0.75	5/16	8.18	0.490	12.4	2,300	160	9,200	640	0.8	20	170
PH370-06	-6	0.75	3/8	9.65	0.540	13.7	2,200	150	8,800	600	0.8	20	182
PH370-08	-8	0.75	1/2	12.83	0.725	18.4	1,960	135	7,840	540	1.0	25	289
PH370-10	-10	0.80	5/8	16.00	0.827	21.0	1,450	100	5,800	400	2.0	50	349
PH370-12	-12	0.90	3/4	19.18	1.020	25.9	1,160	80	4,640	320	2.6	65	494
PH370-14	-14	1.00	7/8	22.23	1.170	29.7	870	60	3,480	240	3.1	80	565
PH370-16	-16	1.00	1	25.53	1.331	33.8	800	55	3,200	220	3.6	90	677
PH370-20	-20	1.00	1.1/4	31.88	1.680	42.7	665	45	2,660	180	4.4	110	891
PH370-24	-24	1.00	1.1/2	38.23	1.890	48.0	510	35	2,040	140	6.0	150	959
PH370-32	-32	1.10	2	50.93	2.420	61.5	365	25	1,460	100	8.0	200	1309



Temperature Range: Continuous: -54°C to +260°C

## PH371 - PTFE - ELECTRICAL CONDUCTIVE CONVOLUTED HOSE

Polyhose Proprietary Product

**Construction****Core**

Helically convoluted sintered tube of polytetrafluoroethylene (P.T.F.E) (Electrical Conductive)

**Reinforcement**

Single braid of 304/316 series of stainless steel wire

**Application**

P.T.F.E hose has an excellent temperature characteristics both in high and low temperature. Excellent chemical resistance, non contamination properties, low coefficient of friction and resists deterioration. Therefore the hose is used generally in applications where all or one of the above properties is the main criteria in automotive, chemical, pharmaceutical & food processing, plastic & rubber molding machines. Also for some applications the tube can also be made conductive to dissipate electro-static charges


Item Code	Dash Size	WT	ID		OD		WP		BP		BR/r		W
			inch	mm	inch	mm	psi	bar	psi	bar	inch	mm	
PH371-04	-4	0.75	1/4	6.60	0.410	10.4	2,500	175	10,000	700	0.8	20	149
PH371-05	-5	0.75	5/16	8.18	0.490	12.4	2,300	160	9,200	640	0.8	20	170
PH371-06	-6	0.75	3/8	9.65	0.540	13.7	2,200	150	8,800	600	0.8	20	182
PH371-08	-8	0.75	1/2	12.83	0.725	18.4	1,960	135	7,840	540	1.0	25	289
PH371-10	-10	0.80	5/8	16.00	0.827	21.0	1,450	100	5,800	400	2.0	50	349
PH371-12	-12	0.90	3/4	19.18	1.020	25.9	1,160	80	4,640	320	2.6	65	494
PH371-14	-14	1.00	7/8	22.23	1.170	29.7	870	60	3,480	240	3.1	80	565
PH371-16	-16	1.00	1	25.53	1.331	33.8	800	55	3,200	220	3.6	90	677
PH371-20	-20	1.00	1.1/4	31.88	1.680	42.7	665	45	2,660	180	4.4	110	891
PH371-24	-24	1.00	1.1/2	38.23	1.890	48.0	510	35	2,040	140	6.0	150	959
PH371-32	-32	1.10	2	50.93	2.420	61.5	365	25	1,460	100	8.0	200	1309

**Temperature Range:** Continuous: -54°C to +260°C

5

## PH782 - CONVOLUTED PTFE HOSE WITH HELIX WIRE AND STAINLESS STEEL STANDARD WALL

Polyhose Proprietary Product

**Construction****Core**

Helically convoluted sintered tube of polytetrafluoroethylene (P.T.F.E) External AISI 304 Wire Support

**Reinforcement**

Single braid of 304 of stainless steel wire

**Application**

High temperature steam lines. Very high vacuum lines

**Note:** Available in medium wall version and our part # shall be PH792

Item Code	Dash Size	WT	ID		OD		WP		BP		BR/r		W
			inch	mm	inch	mm	psi	bar	psi	bar	inch	mm	
PH782-06	-6	0.75	3/8	9.65	0.570	14.5	1,305	90	5,220	360	1.4	35	208
PH782-08	-8	0.75	1/2	12.83	0.760	19.3	1,160	80	4,640	320	1.6	40	329
PH782-10	-10	0.80	5/8	16.00	0.857	21.8	1,088	75	4,350	300	1.8	45	423
PH782-12	-12	0.90	3/4	19.18	1.060	26.9	870	60	4,205	290	2.2	55	548
PH782-16	-16	1.00	1	25.53	1.370	34.8	580	40	3,045	210	2.4	60	703
PH782-20	-20	1.00	1.1/4	32.00	1.730	43.9	580	40	3,045	210	3.1	80	911
PH782-24	-24	1.00	1.1/2	38.50	1.940	49.3	508	35	2,538	175	3.9	100	1311
PH782-32	-32	1.10	2	51.00	2.470	62.7	363	25	1,958	135	4.9	125	1655

**Temperature Range:** Continuous: -54°C to +260°C**Intermittent:** max. +220°C

PH783 - CONVOLUTED PTFE HOSE WITH HELIX WIRE AND POLYPROPYLENE YARN  
STANDARD WALL

Polyhose Proprietary Product


Construction









Core Helically convoluted sintered tube of polytetrafluoroethylene (P.T.F.E)  
External AISI 304 Wire Support

Reinforcement Single braid of polypropylene yarn

Application High temperature lines where vibrations and frequent handling are involved

Note: Available in medium wall version and our part # shall be PH793. Available with PVDF yarn braid and our part # shall be PH784 and available in medium wall version and our part # shall be PH794



Item Code	Dash Size	 WT	 ID		 OD		 WP		 V	 BP		 BR/r		 W
			inch	mm	inch	mm	psi	bar		psi	bar	inch	mm	
PH783-08	-8	0.75	1/2	12.70	0.866	22.0	290	20	899	1,160	80	1.3	32	361
PH783-10	-10	0.80	5/8	15.88	1.063	27.0	218	15	899	870	60	1.6	40	426
PH783-12	-12	0.90	3/4	19.05	1.252	31.8	218	15	899	870	60	2.0	50	548
PH783-16	-16	1.00	1	25.40	1.472	37.4	218	15	899	870	60	2.4	60	599
PH783-20	-20	1.00	1.1/4	31.75	1.776	45.1	145	10	899	580	40	3.1	80	830
PH783-24	-24	1.00	1.1/2	38.10	1.988	50.5	145	10	899	580	40	3.9	100	1162
PH783-32	-32	1.10	2	50.80	2.500	63.5	145	10	899	580	40	4.9	125	1433



Temperature Range: Continuous: -54°C to +180°C Intermittent: max. +160°C

PH785 - CONVOLUTED PTFE HOSE WITH POLYPROPYLENE YARN - STANDARD WALL

Polyhose Proprietary Product









Construction

Core Helically convoluted sintered tube of polytetrafluoroethylene (P.T.F.E)  
Reinforcement Single braid of polypropylene yarn

Application High temperature lines where vibrations and frequent handling are involved. Reduced weight makes it suitable for easy handling

Note: Available in medium wall version and our part # shall be PH795. Available with PVDF yarn braid and our part # shall be PH786 and available in medium wall version and our part # shall be PH796



Item Code	Dash Size	 WT	 ID		 OD		 WP		 V	 BP		 BR/r		 W
			inch	mm	inch	mm	psi	bar		psi	bar	inch	mm	
PH785-08	-8	0.75	1/2	12.70	0.866	22.0	290	20	899	1,160	80	1.6	40	321
PH785-10	-10	0.80	5/8	15.88	1.063	27.0	218	15	899	870	60	2.0	50	356
PH785-12	-12	0.90	3/4	19.05	1.252	31.8	218	15	899	870	60	2.2	55	473
PH785-16	-16	1.00	1	25.40	1.472	37.4	218	15	899	870	60	2.6	65	519
PH785-20	-20	1.00	1.1/4	31.75	1.776	45.1	145	10	899	580	40	4.1	105	715
PH785-24	-24	1.00	1.1/2	38.10	1.988	50.5	145	10	899	580	40	4.9	125	767
PH785-32	-32	1.10	2	50.80	2.500	63.5	145	10	899	580	40	5.9	150	988



Temperature Range: Continuous: -54°C to +180°C Intermittent: max. +160°C


PH775 - GAS HOSE - ARAMID








Polyhose Proprietary Product

Construction

Core Sintered tube of polytetrafluoroethylene (P.T.F.E)  
Reinforcement One or more braids of aramid fiber with one braid of 304 stainless steel wire. Thicker wall in PTFE core guarantees minimum diffusion and making ideal for gas applications

Application Very high pressure gas lines



Item Code	Dash Size	 WT	 ID		 OD		 WP		 BP		 BR/r		 W
			inch	mm	inch	mm	psi	bar	psi	bar	inch	mm	g/m
PH775-04	-4	1.00	1/4	6.35	0.485	12.3	6,018	415	24,070	1,660	2.0	51	205
PH775-06	-6	1.00	3/8	9.65	0.620	15.7	5,075	350	20,300	1,400	2.8	70	252



Temperature Range: Continuous: -54°C to +260°C Intermittent: max. +220°C

# THERMOPLASTIC - PTFE HOSE

## PH776 - GAS HOSE - 1W


Polyhose Proprietary Product

### Construction

**Core** Sintered tube of polytetrafluoroethylene (P.T.F.E)

**Reinforcement** Single braid of 304 Stainless steel wire. Thicker wall in PTFE core guarantees minimum diffusion and making ideal for gas applications

**Application** High pressure gas lines like gas cylinders, breathing apparatus and aerosol charging lines.



Item Code	Dash Size	WT	ID		OD		WP		BP		BR/r		W
			inch	mm	inch	mm	psi	bar	psi	bar	inch	mm	
PH776-02	-2	1.00	1/8	3.35	0.255	6.5	3379	233	13,514	932	1.5	38	65
PH776-03	-3	1.00	3/16	4.83	0.340	8.6	3002	207	11,992	827	2.0	51	90
PH776-04	-4	1.00	1/4	6.35	0.390	9.9	2755	190	11,020	760	2.5	64	140
PH776-05	-5	1.00	5/16	8.03	0.470	11.9	2465	170	9,860	680	3.0	76	168
PH776-06	-6	1.00	3/8	9.65	0.520	13.2	2248	155	8,990	620	3.5	89	200
PH776-07	-7	1.00	13/32	10.36	0.620	15.7	2030	140	8,120	560	4.0	102	210
PH776-08	-8	1.00	1/2	12.70	0.660	16.8	1813	125	7,250	500	5.1	130	265



**Temperature Range:** Continuous: -54°C to +260°C

**Intermittent:** max. +220°C

## PH777 - BRAKE FLUID HOSE

Polyhose Proprietary Product

### Construction

**Core** Sintered tube of polytetrafluoroethylene (P.T.F.E)

**Reinforcement** Single braid of 304 series of stainless steel wire

**Cover** PVC / PU (Polyurethane) neon green

**Application** For braking systems in mountain bikes and motorcycles



**Note:** Special colours available on request

Item Code	Dash Size	WT	ID		OD		WP		BP		BR/r		W
			inch	mm	inch	mm	psi	bar	psi	bar	inch	mm	
PH777-02	-2	0.80	1/8	3.50	0.287	7.3	4655	321	14,007	966	1.5	38	93
PH777-03	-3	0.76	3/16	4.90	0.345	8.8	4000	276	12,006	828	2.0	51	122
PH777-04	-4	0.76	1/4	6.35	0.392	10.0	2973	205	8,918	615	2.8	70	164



**Temperature Range:** Continuous: -54°C to +260°C

**Intermittent:** max. +220°C

## PH778 - NITROGEN GAS HOSE

Polyhose Proprietary Product

### Construction

**Core** Sintered tube of polytetrafluoroethylene (P.T.F.E)

**Reinforcement** Double braids of 316L Stainless steel wire

**Cover** Neoprene, Black

**Application** Off shore nitrogen gas transfer lines



**Note:** Special colours available on request

Item Code	Dash Size	WT	ID		OD		WP		BP		BR/r		W
			inch	mm	inch	mm	psi	bar	psi	bar	inch	mm	
PH778-04	-4	1.00	1/4	6.35	0.535	13.6	5293	365	15,878	1095	2.6	65	310
PH778-06	-6	1.00	3/8	9.65	0.645	16.4	4133	285	12,398	855	3.5	90	401
PH778-08	-8	1.10	1/2	12.70	0.790	20.1	3480	240	10,440	720	5.1	130	522
PH778-10	-10	1.20	5/8	15.88	0.950	24.1	3045	210	9,135	630	6.9	175	687
PH778-12	-12	1.20	3/4	19.05	1.120	28.4	2610	180	7,830	540	7.9	200	885
PH778-16	-16	1.25	1	25.40	1.320	33.5	1958	135	5,873	405	9.8	250	1042



**Temperature Range:** Continuous: -54°C to +260°C

**Intermittent:** max. +220°C



## Polyhose - Providing flexible solutions globally

PH902 - 2 SPIRALS OF HIGH TENSILE STEEL WIRE

Polyhose Proprietary Product


Construction

**Core** I.D 3mm - 8mm Polyoxymethylene (POM)  
 I.D 10mm - 25mm Polyamide (PA)

**Reinforcement** 2 Spirals of high tensile steel wire

**Cover** Polyamide (PA) - Green

**Application** Water blast: Heat exchanger tube cleaning  
 Hydraulics: Pressure test equipment (valves, tooling and control panels), hydraulic tools (instrumentation packages for gauges, control of service equipment, hydraulic jacks, hydraulic tools)



Item Code	DN	ID		OD	WP		BP		BR/r	W
		inch	mm	mm	psi	bar	psi	bar	mm	g/m
PH902-02	3	1/8	3.4	6.9	14,500	1,000	36,250	2,500	60	72
PH902-025	4	5/32	4.0	8.0	17,400	1,200	43,500	3,000	75	110
PH902-03	5	3/16	5.0	9.4	15,080	1,040	37,700	2,600	95	125
PH902-04	6	1/4	6.3	11.5	14,500	1,000	36,250	2,500	110	175
PH902-05	8	5/16	8.1	13.3	13,050	900	32,625	2,250	130	200
PH902-06	10	3/8	10.1	15.5	10,005	690	25,010	1,725	160	280
PH902-08	12	1/2	12.9	19.3	10,005	690	25,010	1,725	200	435
PH902-12	20	3/4	19.0	26.2	7,540	520	18,850	1,300	240	750
PH902-16	25	1	24.8	33.5	6,380	440	15,950	1,100	300	950



Temperature Range: Continuous: -30°C to +60°C

PH902P - 2 SPIRALS OF HIGH TENSILE STEEL WIRE, 1 BRAID OF STEEL WIRE

Polyhose Proprietary Product

Construction

**Core** Polyamide (PA)

**Reinforcement** 2 Spirals of high-tensile steel wire ,1 braid of steel wire

**Cover** Polyurethane (PUR) - Black

**Application** Hydraulics: Hydraulic tools (instrumentation packages for gauges, control of service equipment, hydraulic jacks, hydraulic tools)  
 Oil and Gas: Grease injection, control of subsea hydraulic components



Item Code	DN	ID		OD	WP		BP		BR/r	W
		inch	mm	mm	psi	bar	psi	bar	mm	g/m
PH902P-025	4	5/32	4.0	9.8	17,400	1,200	43,500	3,000	65	185
PH902P-04	6	1/4	6.2	12.9	16,240	1,120	40,600	2,800	95	300



Temperature Range: Continuous: -30°C to +60°C

## PH902Q / PH902QL / PH902QZ- 4 SPIRALS OF HIGH TENSILE STEEL WIRE, 2 DENSE AND 2 OPEN LAYERS

Polyhose Proprietary Product

### Construction

Core Polyamide (PA)


Reinforcement 4 Spirals of high-tensile steel wire, 2 dense and 2 open layers

Cover Polyurethane (PUR) -for PH902Q & PH902QL- Black Colour and for PH902QZ - Silver colour

Application Water Blast: Heat exchanger tube cleaning

Hydraulics: Pressure test equipment (valves, tooling and control panels), hydraulic tools (instrumentation packages for gauges, control of service equipment, hydraulic jacks, hydraulic tools)

Oil and Gas: Grease injection, control of subsea hydraulic components



Item Code	DN	ID		OD	WP		BP		BR/r	W
		inch	mm	mm	psi	bar	psi	bar	mm	g/m
PH902Q-025	4	5/32	4.0	9.8	20,300	1,400	50,750	3,500	65	160
PH902Q-04	6	1/4	6.0	12.0	18,560	1,280	46,400	3,200	95	230
PH902Q-05	8	5/16	8.0	14.3	15,080	1,040	37,700	2,600	110	314
PH902Q-06	10	3/8	10.0	17.2	15,950	1,100	40,020	2,760	125	430
PH902Q-08	12	1/2	12.8	20.8	15,080	1,040	37,700	2,600	150	590
PH902Q-12	20	3/4	18.8	29.5	11,020	760	27,550	1,900	220	1160
PH902Q-16	25	1	25.0	35.6	9,280	640	23,200	1,600	280	1490
PH902QL-04	6	1/4	5.9	12.0	17,400	1200	43,500	3,000	80	240
PH902QZ-05	8	5/16	8.0	16.0	15,080	1040	37,700	2,600	110	400
PH902QZ-08	12	1/2	12.8	22.2	15,080	1040	37,700	2,600	150	600



Temperature Range: Continuous: -30°C to +60°C

## PH903 - 2 SPIRALS OF HIGH TENSILE STEEL WIRE, 1 BRAID OF G.I STEEL WIRE

Polyhose Proprietary Product

### Construction

Core Polytetrafluoroethylene (PTFE)

Reinforcement 2 Spirals of high-tensile steel wire ,1 braid of G.I steel wire

Safety factors up to 50 °C - 1,0 / up to 100°C - 0,95 / up to 150°C - 0,9 / up to 200°C - 0,83  
for higher temperatures

Application Automotive: Hot Melt Adhesives / Hot Glue Dispensing, Injection Molding, Chemical Transfer / Paint Transfer, Robotic Systems, Compressed Gas



Item Code	DN	ID		OD	WP		BP		BR/r	W
		inch	mm	mm	psi	bar	psi	bar	mm	g/m
PH903-04	6	1/4	6.2	11.2	7,250	500	29,000	2,000	60	270
PH903-05	8	5/16	8.0	13.4	6,880	475	27,500	1,900	85	345
PH903-06	10	3/8	10.0	15.7	6,525	450	26,100	1,800	110	500
PH903-08	12	1/2	12.2	18.8	6,520	450	26,100	1,800	150	600
PH903-10	16	5/8	15.1	21.6	5,800	400	23,200	1,600	175	700
PH903-12	20	3/4	20.2	27.5	4,350	300	17,400	1,200	200	1055
PH903-16	25	1	24.2	31.4	3,980	275	15,950	1,100	240	1205
PH903-20	32	1 1/4	32.0	39.0	3,620	250	14,500	1,000	280	1600



Temperature Range: Continuous: -70°C to +200°C

### Important Information!

PH903 series hoses are intended for being used as basic hoses for heating hose systems. They do not have an outer cover and the wires are not protected against corrosion. It is not allowed to use these hoses in a "normal" hose assembly without taking the right steps to prevent the corrosion of the wires because there exists the risk of injury as well as the possibility of the failure of the hose assembly.

PH903 series hoses are available as a special execution with a plastic outer cover. For further information, please contact our Polyhose sales personnel

PH904 - 4 SPIRALS OF HIGH TENSILE STEEL WIRE

Polyhose Proprietary Product

Construction

**Core** I.D 3mm - 10mm Polyoxymethylene (POM)  
 I.D 13mm - 25mm Polyamide (PA)

**Reinforcement** 4 Spirals of high tensile steel wire

**Cover** Polyamide (PA) - Grey

**Application** Waterblast: Heat exchanger tube cleaning  
 Hydraulics: Bolt tensioning, pressure test equipment (valves, tooling and control panels), hydraulic tools (instrumentation packages for gauges, control of serice equipment, hydraulic jacks, hydraulic tools)  
 Oil and Gas: Grease injection, chemical injection, control of subsea hydraulic components, nitrogen service, gaseous media handling



Item Code	DN	ID		OD	WP		BP		BR/r	W
		inch	mm	mm	psi	bar	psi	bar	mm	g/m
PH904-02	3	1/8	3.4	8.0	29,000	2,000	72,500	5,000	110	135
PH904-025	4	5/32	4.0	10.3	31,900	2,200	79,750	5,500	130	234
PH904-03	5	3/16	5.0	11.2	26,100	1,800	65,250	4,500	150	260
PH904-04	6	1/4	6.3	12.6	21,750	1,500	54370	3,750	180	295
PH904-05	8	5/16	8.0	14.6	21,750	1,500	54370	3,750	200	390
PH904-06	10	3/8	9.9	18.4	21,750	1,500	54370	3,750	200	690
PH904-08	12	1/2	12.8	21.4	18,850	1,300	47,125	3,250	200	800
PH904-10	16	5/8	16.0	25.5	15,080	1,040	37,700	2,600	250	1002
PH904-12	20	3/4	18.8	28.8	15,080	1,040	37,700	2,600	250	1350
PH904-16	25	1	24.8	36.3	13,050	900	32,625	2,250	300	1715



Temperature Range: Continuous: -30°C to +60°C

6

PH904R - 4 SPIRALS OF HIGH TENSILE STEEL WIRE

Polyhose Proprietary Product

Construction

**Core** Polyamide (PA)

**Reinforcement** 4 Spirals of high tensile steel wire

**Cover** Polyamide (PA) - Red

**Application** Waterblast: Heat exchanger tube cleaning, surface preparation (Concrete removal, surface cleaning of buildings, paint removal), tank and vessel cleaning, ultra high pressure waterjet cutting and hydro demolition (cutting and demolition of armoured concrete, pipelines, paper or steel)  
 Hydraulics: Pressure test equipment (valves, tooling and control panels), hydraulic tools (instrumentation packages for gauges, control of service equipment, hydraulic jacks, hydraulic tools)  
 Oil and Gas: Grease injection, chemical injection, control of subsea hydraulic components, nitrogen service, gaseous media handling




Item Code	DN	ID		OD	WP		BP		BR/r	W
		inch	mm	mm	psi	bar	psi	bar	mm	g/m
PH904R-08	12	1/2	12.8	22	20,300	1,400	50,750	3,500	200	900



Temperature Range: Continuous: -30°C to +60°C

## PH906 - 6 SPIRALS OF HIGH TENSILE STEEL WIRE

Polyhose Proprietary Product



### Construction

**Core** I.D 3mm to 10mm Polyoxymethylene (POM)  
I.D 13mm to 25mm Polyamide (PA)

**Reinforcement** 6 Spirals of high tensile steel wire

**Cover** Polyamide (PA) - Dark Blue

**Application** Water blast: Surface preparation (Concrete removal, surface cleaning of buildings, paint removal), tank and vessel cleaning, ultra high-pressure waterjet cutting and hydro demolition (cutting and demolition of armoured concrete, pipelines, paper or steel)  
Hydraulics: Hydraulic tools (instrumentation packages for gauges, control of service equipment, hydraulic jacks, hydraulic tools)

Item Code	DN	ID		OD	WP		BP		BR/r	W
		inch	mm	mm	psi	bar	psi	bar	mm	g/m
PH906-02	3	1/8	3.0	9.1	40,600	2,800	101,500	7,000	150	222
PH906-025	4	5/32	4.0	11.5	40,600	2,800	101,500	7,000	175	365
PH906-03	5	3/16	4.8	13.2	36,250	2,500	90,625	6,250	200	450
PH906-05	8	5/16	8.0	16.4	30,450	2,100	76,125	5,250	250	640
PH906-06	10	3/8	9.8	20.4	27,840	1,920	69,600	4,800	250	1000
PH906-08	12	1/2	12.8	23.4	26,100	1,800	65,250	4,500	300	1160
PH906-10	16	5/8	15.9	27.7	22,040	1,520	55,100	3,800	320	1480
PH906-12	20	3/4	18.8	32.8	20,300	1,400	50,750	3,500	350	2170
PH906-16	25	1	24.8	39.8	20,300	1,400	43,500	3,000	600	2800



Temperature Range: Continuous: -30°C to +60°C

## PH906R - 6 SPIRALS OF HIGH TENSILE STEEL WIRE

Polyhose Proprietary Product



### Construction

**Core** Polyoxymethylene (POM)

**Reinforcement** 6 Spirals of high tensile steel wire

**Cover** Polyamide (PA) - Red

**Application** Water blast: Heat exchanger tube cleaning, surface preparation (concrete removal, surface cleaning of the buildings, paint removal), tank and vessel cleaning, ultra high-pressure water jet cutting and hydro demolition (cutting and demolition of armoured concrete, pipelines, paper or steel)  
Hydraulics: Bolt tensioning, pressure test equipment (valves, tooling and control panels), hydraulic tools (instrumentation packages for gauges, control of service equipment, hydraulic jacks, hydraulic tools)  
Oil and Gas: Grease injection, nitrogen service

Item Code	DN	ID		OD	WP		BP		BR/r	W
		inch	mm	mm	psi	bar	psi	bar	mm	g/m
PH906R-03	5	3/16	4.6	14.4	40,600	2,800	101,500	7,000	220	600
PH906R-04	6	1/4	5.9	16.4	40,600	2,800	101,500	7,000	250	800
PH906R-05	8	5/16	7.7	18.8	36,250	2,500	90,625	6,250	260	950
PH906R-08	12	1/2	12.7	24.8	29,000	2,000	72,500	5,000	300	1200




Temperature Range: Continuous: -30°C to +60°C



PH908 - 8 SPIRALS OF HIGH TENSILE STEEL WIRE

Polyhose Proprietary Product



Construction

- Core** Polyoxymethylene (POM)
- Reinforcement** 8 Spirals of high tensile steel wire
- Cover** Polyamide (PA) - Yellow
- Application**
  - Water blast: Heat exchanger tube cleaning, surface preparation (Concrete removal, surface cleaning of buildings, paint removal), tank and vessel cleaning, ultra high - pressure waterjet cutting and hydro demolition (cutting and demolition of armoured concrete, pipelines, paper or steel)
  - Hydraulics: Pressure test equipment (valves, tooling and control panels), hydraulic tools (instrumentation packages for gauges, control of service equipment, hydraulic jacks, hydraulic tools), hydroforming
  - Oil and Gas: Gaseous media handling

Item Code	DN	<div> <div></div> <div>ID</div> </div>		<div> <div></div> <div>OD</div> </div>	<div> <div></div> <div>WP</div> </div>		<div> <div></div> <div>BP</div> </div>		<div> <div></div> <div>BR/r</div> </div>	<div> <div></div> <div>W</div> </div>
		inch	mm	mm	psi	bar	psi	bar	mm	g/m
PH908-025	4	5/32	4.0	12.8	46,400	3,200	116,000	8,000	175	540
PH908-03	5	3/16	4.5	15.3	46,400	3,200	116,000	8,000	250	700
PH908-04	6	1/4	5.8	18.6	46,400	3,200	116,000	8,000	280	1100
PH908-05	8	5/16	7.6	22.0	46,400	3,200	107,300	7,400	300	1500
PH908-08	12	1/2	12.8	27.7	40,600	2,800	87,000	6,000	350	2100
PH908-10	16	5/8	15.9	31.8	29,000	2,000	72,500	5,000	400	2600



Temperature Range: Continuous: -30°C to +60°C

## PH360 - PNEUMATIC TOOL HOSE

Applicable Standard: Polyhose Proprietary Product. Exceeds IS 446 1987 Type - 2

### Construction

Core Plasticized PVC, Black

Reinforcement Double braids of Synthetic fiber

Cover Thermo-compound, Black colour

Application Specially designed for various industrial machinery, under ground application, civil construction and others. Such as watering, airline connection, road building, pneumatic tools, etc.



Note : Special colours available on request

Item Code	Dash Size	DN	ID		OD		WP		BP		BR/r		W g/m
			inch	mm	inch	mm	psi	bar	psi	bar	inch	mm	
PH360-04	-04	06	1/4	6.5	0.510	13.0	290	20	1740	120	1.0	25	145.0
PH360-05	-05	08	5/16	8.0	0.590	15.0	290	20	1740	120	1.2	30	165.0
PH360-06	-06	10	3/8	9.5	0.650	16.5	290	20	1740	120	1.6	40	190.0
PH360-08	-08	12	1/2	12.7	0.827	21.0	290	20	1160	80	2.0	50	300.0
PH360-12	-12	19	3/4	19.0	1.122	28.5	290	20	1160	80	2.8	70	460.0
PH360-16	-16	25	1	25.4	1.358	34.5	290	20	870	60	5.0	125	620.0



Temperature Range: Continuous: -10°C to +60°C

## PH361 - SUPER SPRAY HOSE

Polyhose Proprietary Product

### Construction

Core Plasticized PVC, Black

Reinforcement Double braids of Synthetic fiber

Cover Thermo-compound, yellow colour

Application Specially designed for spraying various pesticides, high pressure watering and aerating, etc.



Note : Special colours available on request

Item Code	Dash Size	DN	ID		OD		WP		BP		BR/r		W g/m
			inch	mm	inch	mm	psi	bar	psi	bar	inch	mm	
PH361-05	-05	08	5/16	8.0	0.602	15.3	580	40	1450	100	1.2	30	153
PH361-06	-06	10	3/8	9.5	0.650	16.5	580	40	1450	100	1.6	40	165



Temperature Range: Continuous: -10°C to +60°C

## PH362- WELDING HOSE

Applicable Standard: Polyhose proprietary product exceeds IS 447 1987 - Type 2


### Construction

Core Plasticized PVC, Black

Reinforcement Single braid of Synthetic fiber

Cover Hyper Flame Retardant Thermo-compound, Red / Blue Colour

Application Specially designed for Oxy-acetylene welding and cutting equipments



Note : Special colours available on request

Item Code	Dash Size	DN	ID		OD		WP		BP		BR/r		W g/m
			inch	mm	inch	mm	psi	bar	psi	bar	inch	mm	
PH362-03	-03	05	3/16	4.8	0.413	10.5	220	15	800	55	0.9	23	105.0
PH362-04	-04	06	1/4	6.5	0.492	12.5	220	15	800	55	1.0	25	125.0
PH362-05	-05	08	5/16	8.0	0.571	14.5	220	15	800	55	1.1	28	155.0
PH362-06	-06	10	3/8	9.5	0.630	16.0	220	15	800	55	1.5	38	180.0
PH362-08	-08	12	1/2	12.7	0.827	21.0	220	15	800	55	2.0	50	250.0



Temperature Range: Continuous: -10°C to +60°C

PH365 - AIR / WATER HOSE

Applicable Standard: Polyhose proprietary product Exceeds IS 446-1980 - Type 3 & IS 446-1980-Type 1

Construction

- Core
 Plasticized PVC, Black
- Reinforcement
 Single braid of Synthetic fiber
- Cover
 Abrasion resistant thermo-compound, black Colour
- Application
 Specially designed for Tyre inflation, light engineering industry and general purpose air line

Note: Special colours available on request

Item Code	Dash Size	DN	ID		OD		WP		BP		BR/r		W
			inch	mm	inch	mm	psi	bar	psi	bar	inch	mm	g/m
PH365-04	-04	06	1/4	6.5	0.492	12.5	230	16	920	64	2.0	50	125.0
PH365-05	-05	08	5/16	8.0	0.571	14.5	230	16	920	64	3.0	75	155.0
PH365-06	-06	10	3/8	9.5	0.630	16.0	230	16	920	64	4.0	100	180.0
PH365-08	-08	12	1/2	12.7	0.795	20.2	230	16	920	64	4.3	110	260.0
PH365-12	-12	19	3/4	19.0	1.067	27.1	145	10	580	40	5.0	125	400.0
PH365-16	-16	25	1	25.4	1.299	33.0	145	10	580	40	6.0	150	500.0



Temperature Range: Continuous: -10°C to +60°C

PH365L - AIR / WATER - LIGHT DUTY

Polyhose Proprietary Product

Construction

- Core
 Plasticized PVC, Black
- Reinforcement
 Single braid of Synthetic fiber
- Cover
 Abrasion resistant thermo-compound, black Colour
- Application
 Specially designed for Tyre inflation, light engineering industry and general purpose air line

Note: Special colours available on request

Item Code	Dash Size	DN	ID		OD		WP		BP		BR/r		W
			inch	mm	inch	mm	psi	bar	psi	bar	inch	mm	g/m
PH365L-04	-04	06	1/4	6.5	0.453	11.5	230	16	920	64	2.4	60	90.0
PH365L-05	-05	08	5/16	8.0	0.530	13.5	230	16	920	64	3.3	85	130.0
PH365L-06	-06	10	3/8	9.5	0.590	15.0	230	16	920	64	4.3	110	150.0
PH365L-08	-08	12	1/2	12.7	0.736	18.7	230	16	920	64	5.1	130	220.0
PH365L-12	-12	19	3/4	19.0	1.024	26.0	145	10	580	40	5.7	145	330.0
PH365L-16	-16	25	1	25.4	1.240	31.5	145	10	580	40	6.7	170	450.0



Temperature Range: Continuous: -10°C to +60°C

**PH367 - P.V.C BRAIDED HOSE**

Polyhose Proprietary Product


**Construction**

Core Plasticized PVC, Transparent

Reinforcement Single braid of Synthetic fiber

Cover Thermo-compound, Transparent

Application Factory water supply and drainage equipment. Air and water piping for industrial equipment. special rock drill hose available in regular &amp; heavy duty type



Item Code	Dash Size	DN	ID		OD		WP		BP		BR/r		W g/m
			inch	mm	inch	mm	psi	bar	psi	bar	inch	mm	
PH367-04	-04	06	1/4	6.5	0.492	12.5	435	30	1740	120	1.2	30	125.0
PH367-05	-05	08	5/16	8.0	0.571	14.5	435	30	1300	90	1.4	35	150.0
PH367-06	-06	10	3/8	9.5	0.630	16.0	435	30	1300	90	1.8	45	180.0
PH367-08	-08	12	1/2	12.7	0.795	20.2	360	25	1090	75	2.2	55	230.0
PH367-10	-10	16	5/8	16.0	0.945	24.0	320	22	1090	75	3.3	85	320.0
PH367-12	-12	20	3/4	19.0	1.063	27.0	320	22	1090	75	4.3	110	380.0
PH367-16	-16	25	1	25.4	1.299	33.0	220	15	725	50	5.3	135	490.0



Temperature Range: Continuous: -10°C to +60°C

**PH367L - P.V.C BRAIDED HOSE - LIGHT DUTY**

Polyhose Proprietary Product


**Construction**

Core Plasticized PVC, Transparent

Reinforcement Single braid of Synthetic fiber

Cover Thermo-compound, Transparent

Application Factory water supply and drainage equipment. Air and water piping for industrial equipment



Item Code	Dash Size	DN	ID		OD		WP		BP		BR/r		W g/m
			inch	mm	inch	mm	psi	bar	psi	bar	inch	mm	
PH367L-04	-04	06	1/4	6.5	0.433	11.0	435	30	920	64	1.6	40	87.0
PH367L-05	-05	08	5/16	8.0	0.512	13.0	435	30	920	64	1.8	45	126.0
PH367L-06	-06	10	3/8	9.5	0.571	14.5	435	30	920	64	2.2	55	146.0
PH367L-08	-08	12	1/2	12.7	0.728	18.5	360	25	920	64	2.6	65	213.0
PH367L-12	-12	19	3/4	19.0	1.004	25.5	320	22	580	40	5.1	130	320.0
PH367L-16	-16	25	1	25.4	1.220	31.0	220	15	580	40	6.1	155	437.0



Temperature Range: Continuous: -10°C to +60°C

**PH368 - MUTIPURPOSE HOSE**

Polyhose Proprietary Product

**Construction**

Core Plasticized PVC, Black

Reinforcement Single braid of Synthetic fiber

Cover Abrasion Resistant Thermo-compound, Black Colour

Application Specially designed for spraying various pesticides, high pressure watering and aerating etc.,

Note : Special colours available on request



Item Code	Dash Size	DN	ID		OD		WP		BP		BR/r		W g/m
			inch	mm	inch	mm	psi	bar	psi	bar	inch	mm	
PH368-04	-04	06	1/4	6.5	0.492	12.5	290	20	870	60	25	1.0	115.0
PH368-05	-05	08	5/16	8.0	0.571	14.5	290	20	870	60	30	1.2	160.0
PH368-06	-06	10	3/8	9.5	0.630	16.0	290	20	870	60	40	1.6	185.0
PH368-08	-08	12	1/2	12.7	0.795	20.2	290	20	870	60	50	2.0	245.0
PH368-12	-12	19	3/4	19.0	1.067	27.1	290	20	870	60	70	2.8	400.0
PH368-16	-16	25	1	25.4	1.299	33.0	290	20	725	50	125	5.0	495.0



Temperature Range: Continuous: -40°C to +60°C

## PH801 : POLY - TANKER HOSE

Applicable Standard: EN 13765 TYPE 2



Item Code	Nominal Bore	OD	WP		BR/r
	mm		psi	bar	
PH801-32	50	61	100	7	80
PH801-40	65	76	100	7	90
PH801-48	75	88	100	7	125
PH801-64	100	112	100	7	220



Temperature Range: Continuous: -20°C to +80°C

## Construction

Hose made from Polypropylene fabric and films with PVC coated fabric cover, inner and outer wires are galvanised MS

## Application

Suction and discharge hose specially designed for transfer of petroleum product by Road Tankers, rail Tankers and Loading Gantries

## Colour

Black with white strip

## PH802 : POLY - OIL HOSE

Applicable Standard: EN 13765 TYPE 2 &amp; AS 2117 TYPE 3 GRADE 1 &amp; 2



Item Code	Nominal Bore	OD	WP		BR/r
	mm		psi	bar	
PH802-16	25	38	150	10	90
PH802-24	38	52	150	10	120
PH802-32	50	64	150	10	150
PH802-40	65	82	150	10	180
PH802-48	75	92	150	10	250
PH802-64	100	115	150	10	350



Temperature Range: Continuous: -30°C to +80°C

## Construction

Hose made from Polypropylene fabric and films, films with PVC coated fabric cover, inner and outer wires are galvanised MS

## Application

Suitable for the suction and discharge transfer of petroleum product in in-plant application

## Colour

Blue with white strip

## PH803 : POLY - AVIATION FUEL COMPOSITE HOSE

8 Applicable Standard: EN 13765 TYPE 2 &amp; AS 2683 TYPE 1 GRADE 1,2 &amp; 3



Item Code	Nominal Bore	OD	WP		BR/r
	mm		psi	bar	
PH803-24	38	50	100	7	75
PH803-32	50	61	100	7	80
PH803-40	65	76	100	7	90
PH803-48	75	88	100	7	125
PH803-64	100	112	100	7	220



Temperature Range: Continuous: -30°C to +80°C

## Construction

Hose made from Polypropylene fabric and films with PVC coated fabric cover, Outer wire is galvanised mild steel and the inner wire is SS or Galvanised MS

## Application

Designed for transfer of fuel in the aviation industry

## Colour

Yellow with white strip



## PH804 : POLY - FUEL HOSE

Applicable Standard: EN 13765 TYPE 2 & AS 2683 TYPE 1 GRADE 1,2 & 3

Item Code	Nominal Bore	OD	WP		BR/r
	mm		psi	bar	
PH804-16	25	32	100	7	50
PH804-24	38	50	100	7	75
PH804-32	50	61	100	7	80
PH804-40	65	76	100	7	90
PH804-48	75	88	100	7	125
PH804-64	100	112	100	7	220



Temperature Range: Continuous: -30°C to +80°C



### Construction

Hose made from Polypropylene fabric and films with PVC coated fabric cover, Inner & Outer wire is galvanised mild steel

### Application

Suction and discharge hose mainly for transfer of petroleum products by road, rail tankers and loading gantries

### Colour

Yellow with white strip

## PH805 : POLY - PTFE CHEMICAL

Applicable Standard: EN 13765 TYPE 2

Item Code	Nominal Bore	OD	WP		BR/r
	mm		psi	bar	
PH805-16	25	38	150	10	90
PH805-24	38	52	150	10	120
PH805-32	50	64	150	10	150
PH805-40	65	80	150	10	180
PH805-48	75	92	150	10	210
PH805-64	100	120	150	10	340



Temperature Range: Continuous: -30°C to +140°C



### Construction

Hose made from Polypropylene fabric and films with PVC coated fabric cover, Inner & outer SS 316 wire and lined with layer of PTFE Film

### Application

Suitable for various Acids & Alkalines

### Colour

Red with white strip

## PH806 : POLY - CHEMICAL-SS

Applicable Standard: EN 13765 TYPE 2

Item Code	Nominal Bore	OD	WP		BR/r
	mm		psi	bar	
PH806-16	25	38	150	10	90
PH806-24	38	52	150	10	120
PH806-32	50	64	150	10	150
PH806-40	65	80	150	10	180
PH806-48	75	92	150	10	210
PH806-64	100	120	150	10	340



Temperature Range: Continuous: -30°C to +80°C



### Construction

Hose made from Polypropylene fabric and films with PVC coated fabric cover, inner wire is SS and outer wire of Galvanised MS

### Application

Transfer of various acids and alkalines

### Colour

Green with white strip

**PH807 : POLY - CHEMICAL HOSE - P P**

Applicable Standard: EN 13765 TYPE 3

Item Code	Nominal Bore	OD	WP		BR/r
	mm	mm	psi	bar	mm
PH807-16	25	38	150	10	90
PH807-24	38	52	150	10	125
PH807-32	50	64	150	10	160
PH807-40	65	80	150	10	180
PH807-48	75	92	150	10	220
PH807-64	100	120	150	10	350



Temperature Range: Continuous: -30°C to +80°C

**Construction**

Hose made from Polypropylene fabric and films with PVC coated Fabric cover, inner wire of polypropylene coated steel wire, outer wire of Galvanised MS

**Application**

Transfer of various acids and alkalines

**Colour**

Grey with white strip

**PH808 : POLY - CHEMICAL DOCK HOSE**

Applicable Standard: EN 13765 TYPE 3 AND AS 2117 TYPE 2 GRADE 1 AND 2

Item Code	Nominal Bore	OD	WP		BR/r
	mm	mm	psi	bar	mm
PH808-64	100	120	200	14	430
PH808-64	150	175	200	14	550
PH808-64	200	240	200	14	750
PH808-64	250	325	200	14	950



Temperature Range: Continuous: -30°C to +100°C

**Construction**

Hose made from heavy duty Polypropylene fabric and films with a double layer of PVC coated fabric cover, inner and outer wire of SS 316.

**Application**

Heavy duty Suction and discharge of bulk chemical in road and rail tanker, dockside and ship to shore

**Colour**

Royal Blue with white strip

**PH 809 : POLY - DOCK PTFE**

Applicable Standard: EN 13765 TYPE 3 AND AS 2117 TYPE 2 GRADE 1 AND 2

Item Code	Nominal Bore	OD	WP		BR/r
	mm	mm	psi	bar	mm
PH809-64	100	120	200	14	430
PH809-96	150	175	200	14	550
PH809-128	200	240	200	14	750
PH809-166	250	325	200	14	950



Temperature Range: Continuous: -30°C to +100°C

**Construction**

Heavy duty PP fabric and films with a double layer of PVC coated fabric cover with inner SS 316 and outer wire of galvanized MS and is lined with layer of PTFE Film

**Application**

Heavy duty Suction and discharge of bulk chemical in road and rail tanker, dockside and ship to shore

**Colour**

Red with white strip

**PH 810 : POLY - DOCK PG HOSE**

Applicable Standard: EN 13765 TYPE 3 AND AS 2117 TYPE 2 GRADE 1 AND 2

Item Code	Nominal Bore	OD	WP		BR/r
	mm	mm	psi	bar	mm
PH810-64	100	120	200	14	440
PH810-96	150	175	200	14	560
PH810-128	200	240	200	14	760
PH810-166	250	325	200	14	960



Temperature Range: Continuous: -30°C to +100°C

**Construction**

Heavy duty PP fabric and films with a double layer of PVC coated fabric cover with inner wire of PP coated Steel and outer wire of galvanized MS

**Application**

Heavy duty Suction and discharge of bulk chemical in road and rail tanker, dockside and ship to shore

**Colour**

Blue with white strip

PH811 : POLY - OIL DOCK HOSE

Applicable Standard: EN 13765 TYPE 3 AND AS 2117 TYPE 2 GRADE 1 AND 2



Item Code	Nominal Bore	OD	WP		BR/r
	mm	mm	psi	bar	mm
PH811-64	100	120	200	14	430
PH811-96	150	175	200	14	550
PH811-128	200	240	200	14	750
PH811-166	250	290	200	14	920



Temperature Range: Continuous: -30°C to +100°C

**Construction**  
Heavy duty PP fabric and films with a double layer of PVC coated fabric cover with inner and outer wires are galvanised MS

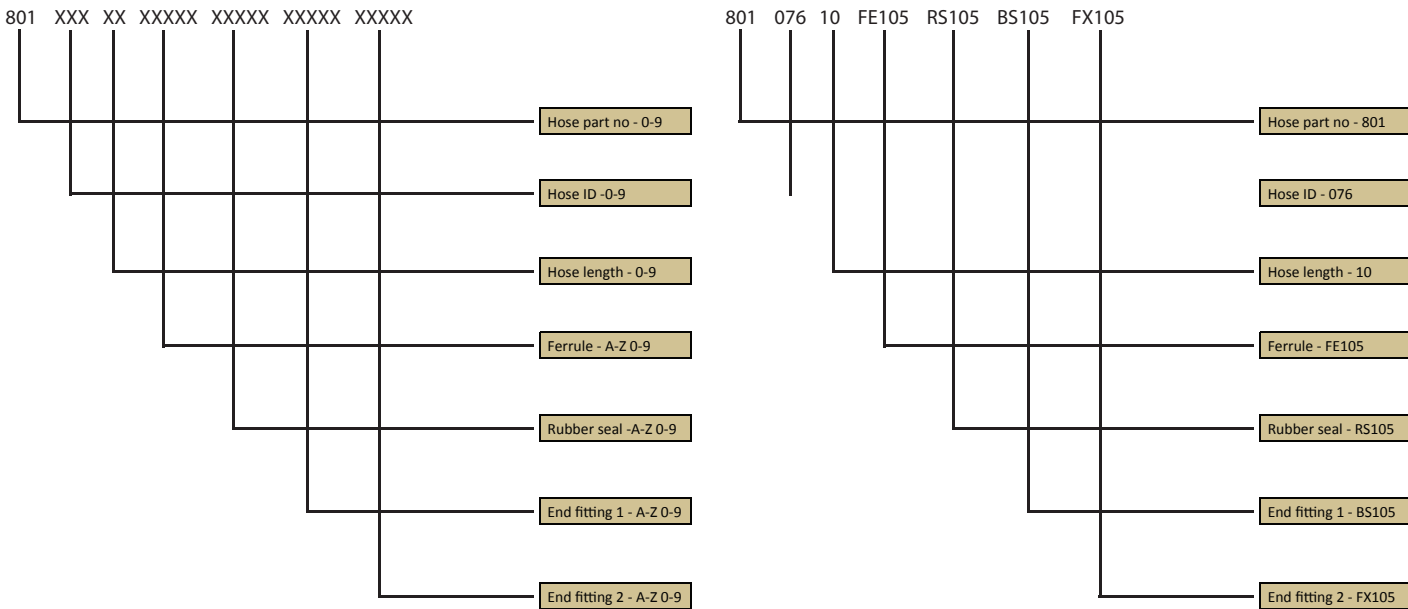
**Application**  
Heavy duty Suction and discharge of petroleum products in road and rail tanker,dockside and ship

**Colour**  
Black with white strip

COMPOSITE HOSE ASSEMBLY NOMENCLATURE

3" x 10 mtrs length Poly Tanker Hose (PH801) with one end 3" CS BSP nipple another End 3" CS fixed flange along with CS Ferrule and Nitrile seal

Item Code	ID	Length in mtr	Ferrule	Seal	End Fitting 1	End Fitting 2
Tanker Hose PH 801	3"- 76	1-20	CS-PHFE105	Nitrile-PHRS105	CS Nipple BSP-PHBS 105	CS Fixed flange-PHFX 105
801	76	10	FE105	RS105	BS105	FX105



EXAMPLE

RUBBER SEAL



Size		Material	
inch	mm	Nitrile	Viton
1"	25	PHRS-101	PHRS-201
1.5"	38	PHRS-102	PHRS-202
2"	50	PHRS-103	PHRS-203
2.5"	63	PHRS-104	PHRS-204
3"	75	PHRS-105	PHRS-205
4"	100	PHRS-106	PHRS-206
6"	150	PHRS-107	PHRS-207
8"	200	PHRS-108	PHRS-208

FERRULE



Size		Material		
inch	mm	CS	SS 304	SS 316
1"	25	PHFE-101	PHFE-201	PHFE-301
1.5"	38	PHFE-102	PHFE-202	PHFE-302
2"	50	PHFE-103	PHFE-203	PHFE-303
2.5"	63	PHFE-104	PHFE-204	PHFE-304
3"	75	PHFE-105	PHFE-205	PHFE-305
4"	100	PHFE-106	PHFE-206	PHFE-306
6"	150	PHFE-107	PHFE-207	PHFE-307
8"	200	PHFE-108	PHFE-208	PHFE-308

TAIL END



Size		Material		
inch	mm	CS	SS 304	SS 316
1"	25	PHTL-101	PHTL-201	PHTL-301
1.5"	38	PHTL-102	PHTL-202	PHTL-302
2"	50	PHTL-103	PHTL-203	PHTL-303
2.5"	63	PHTL-104	PHTL-204	PHTL-304
3"	75	PHTL-105	PHTL-205	PHTL-305
4"	100	PHTL-106	PHTL-206	PHTL-306
6"	150	PHTL-107	PHTL-207	PHTL-307
8"	200	PHTL-108	PHTL-208	PHTL-308

NIPPLE BSPT



Size		Material		
inch	mm	CS	SS 304	SS 316
1"	25	PHBT-101	PHBT-201	PHBT-301
1.5"	38	PHBT-102	PHBT-202	PHBT-302
2"	50	PHBT-103	PHBT-203	PHBT-303
2.5"	63	PHBT-104	PHBT-204	PHBT-304
3"	75	PHBT-105	PHBT-205	PHBT-305
4"	100	PHBT-106	PHBT-206	PHBT-306
6"	150	PHBT-107	PHBT-207	PHBT-307
8"	200	PHBT-108	PHBT-208	PHBT-308

NIPPLE NPT



Size		Material		
inch	mm	CS	SS 304	SS 316
1"	25	PHNP-101	PHNP-201	PHNP-301
1.5"	38	PHNP-102	PHNP-202	PHNP-302
2"	50	PHNP-103	PHNP-203	PHNP-303
2.5"	63	PHNP-104	PHNP-204	PHNP-304
3"	75	PHNP-105	PHNP-205	PHNP-305
4"	100	PHNP-106	PHNP-206	PHNP-306
6"	150	PHNP-107	PHNP-207	PHNP-307
8"	200	PHNP-108	PHNP-208	PHNP-308

NIPPLE BSP




Size		Material		
inch	mm	CS	SS 304	SS 316
1"	25	PHBS-101	PHBS-201	PHBS-301
1.5"	38	PHBS-102	PHBS-202	PHBS-302
2"	50	PHBS-103	PHBS-203	PHBS-303
2.5"	63	PHBS-104	PHBS-204	PHBS-304
3"	75	PHBS-105	PHBS-205	PHBS-305
4"	100	PHBS-106	PHBS-206	PHBS-306
6"	150	PHBS-107	PHBS-207	PHBS-307
8"	200	PHBS-108	PHBS-208	PHBS-308

## SWIVEL COUPLING



Size		HEXAGONAL NUT		SWIVEL NUT WITH LUG	
inch	mm	BRASS	GUN METAL	BRASS	GUN METAL
1"	25	PHSC-501	PHSC-401	PHSC-509	PHSC-409
1.5"	38	PHSC-502	PHSC-402	PHSC-510	PHSC-410
2"	50	PHSC-503	PHSC-403	PHSC-511	PHSC-411
2.5"	63	PHSC-504	PHSC-404	PHSC-512	PHSC-412
3"	75	PHSC-505	PHSC-405	PHSC-513	PHSC-413
4"	100	PHSC-506	PHSC-406	PHSC-514	PHSC-414
6"	150	PHSC-507	PHSC-407	PHSC-515	PHSC-415

## FIXED FLANGE CS




Size		STANDARD			
inch	mm	ASA 150	ANSI	DIN	JIS
1"	25	PHFX-101	PHFX-111	PHFX-121	PHFX-131
1.5"	38	PHFX-102	PHFX-112	PHFX-122	PHFX-132
2"	50	PHFX-103	PHFX-113	PHFX-123	PHFX-133
2.5"	63	PHFX-104	PHFX-114	PHFX-124	PHFX-134
3"	75	PHFX-105	PHFX-115	PHFX-125	PHFX-135
4"	100	PHFX-106	PHFX-116	PHFX-126	PHFX-136
6"	150	PHFX-107	PHFX-117	PHFX-127	PHFX-137
8"	200	PHFX-108	PHFX-118	PHFX-128	PHFX-138

## FIXED FLANGE SS 304




Size		STANDARD			
inch	mm	ASA 150	ANSI	DIN	JIS
1"	25	PHFX-201	PHFX-211	PHFX-221	PHFX-231
1.5"	38	PHFX-202	PHFX-212	PHFX-222	PHFX-232
2"	50	PHFX-203	PHFX-213	PHFX-223	PHFX-233
2.5"	63	PHFX-204	PHFX-214	PHFX-224	PHFX-234
3"	75	PHFX-205	PHFX-215	PHFX-225	PHFX-235
4"	100	PHFX-206	PHFX-216	PHFX-226	PHFX-236
6"	150	PHFX-207	PHFX-217	PHFX-227	PHFX-237
8"	200	PHFX-208	PHFX-218	PHFX-228	PHFX-238

## FIXED FLANGE SS 316




Size		STANDARD			
inch	mm	ASA 150	ANSI	DIN	JIS
1"	25	PHFX-301	PHFX-311	PHFX-321	PHFX-331
1.5"	38	PHFX-302	PHFX-312	PHFX-322	PHFX-332
2"	50	PHFX-303	PHFX-313	PHFX-323	PHFX-333
2.5"	63	PHFX-304	PHFX-314	PHFX-324	PHFX-334
3"	75	PHFX-305	PHFX-315	PHFX-325	PHFX-335
4"	100	PHFX-306	PHFX-316	PHFX-326	PHFX-336
6"	150	PHFX-307	PHFX-317	PHFX-327	PHFX-337
8"	200	PHFX-308	PHFX-318	PHFX-328	PHFX-338

## FLOATING FLANGE CS




Size		STANDARD			
inch	mm	ASA 150	ANSI	DIN	JIS
1"	25	PHFL-101	PHFL-111	PHFL-121	PHFL-131
1.5"	38	PHFL-102	PHFL-112	PHFL-122	PHFL-132
2"	50	PHFL-103	PHFL-113	PHFL-123	PHFL-133
2.5"	63	PHFL-104	PHFL-114	PHFL-124	PHFL-134
3"	75	PHFL-105	PHFL-115	PHFL-125	PHFL-135
4"	100	PHFL-106	PHFL-116	PHFL-126	PHFL-136
6"	150	PHFL-107	PHFL-117	PHFL-127	PHFL-137
8"	200	PHFL-108	PHFL-118	PHFL-128	PHFL-138

## FLOATING FLANGE SS 304




Size		STANDARD			
inch	mm	ASA 150	ANSI	DIN	JIS
1"	25	PHFL-201	PHFL-211	PHFL-221	PHFL-231
1.5"	38	PHFL-202	PHFL-212	PHFL-222	PHFL-232
2"	50	PHFL-203	PHFL-213	PHFL-223	PHFL-233
2.5"	63	PHFL-204	PHFL-214	PHFL-224	PHFL-234
3"	75	PHFL-205	PHFL-215	PHFL-225	PHFL-235
4"	100	PHFL-206	PHFL-216	PHFL-226	PHFL-236
6"	150	PHFL-207	PHFL-217	PHFL-227	PHFL-237
8"	200	PHFL-208	PHFL-218	PHFL-228	PHFL-238

FLOATING FLANGE SS 316



Size		STANDARD			
inch	mm	ASA 150	ANSI	DIN	JID
1"	25	PHFL-301	PHFL-311	PHFL-321	PHFL-331
1.5"	38	PHFL-302	PHFL-312	PHFL-322	PHFL-332
2"	50	PHFL-303	PHFL-313	PHFL-323	PHFL-333
2.5"	63	PHFL-304	PHFL-314	PHFL-324	PHFL-334
3"	75	PHFL-305	PHFL-315	PHFL-325	PHFL-335
4"	100	PHFL-306	PHFL-316	PHFL-326	PHFL-336
6"	150	PHFL-307	PHFL-317	PHFL-327	PHFL-337
8"	200	PHFL-308	PHFL-318	PHFL-328	PHFL-338

MALE CAMLOCK



Size		STANDARD			
inch	mm	AL	CS	SS304	SS316
1"	25	PHCL-601	PHCL-101	PHCL-201	PHCL-301
1.5"	38	PHCL-602	PHCL-102	PHCL-202	PHCL-302
2"	50	PHCL-603	PHCL-103	PHCL-203	PHCL-303
2.5"	63	PHCL-604	PHCL-104	PHCL-204	PHCL-304
3"	75	PHCL-605	PHCL-105	PHCL-205	PHCL-305
4"	100	PHCL-606	PHCL-106	PHCL-206	PHCL-306
6"	150	PHCL-607	PHCL-107	PHCL-207	PHCL-307
8"	200	PHCL-608	PHCL-108	PHCL-208	PHCL-308

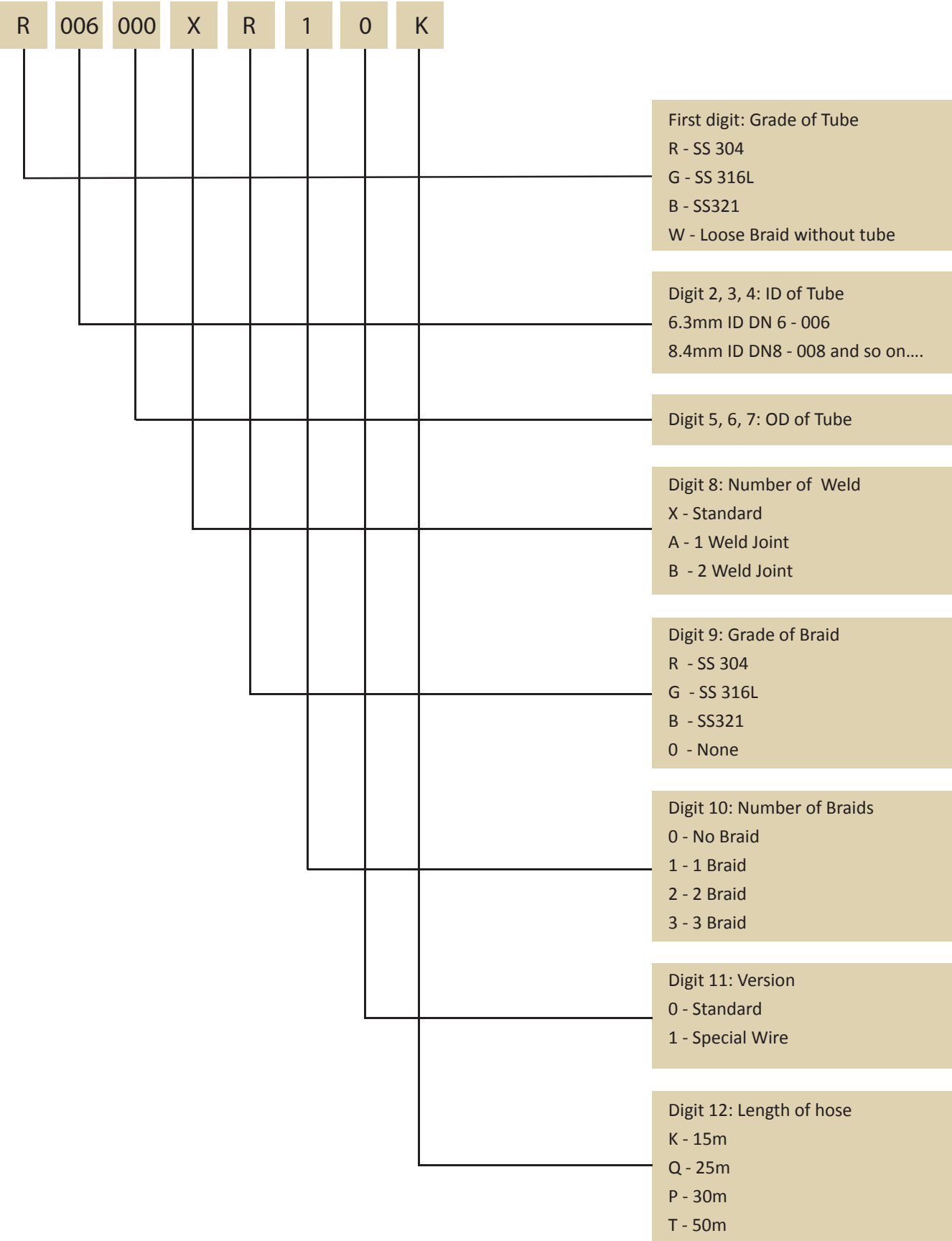
FEMALE CAMLOCK



Size		STANDARD			
inch	mm	AL	CS	SS304	SS316
1"	25	PHCL-609	PHCL-109	PHCL-209	PHCL-309
1.5"	38	PHCL-610	PHCL-110	PHCL-210	PHCL-310
2"	50	PHCL-611	PHCL-111	PHCL-211	PHCL-311
2.5"	63	PHCL-612	PHCL-112	PHCL-212	PHCL-312
3"	75	PHCL-613	PHCL-113	PHCL-213	PHCL-313
4"	100	PHCL-614	PHCL-114	PHCL-214	PHCL-314
6"	150	PHCL-615	PHCL-115	PHCL-215	PHCL-315
8"	200	PHCL-616	PHCL-116	PHCL-216	PHCL-316




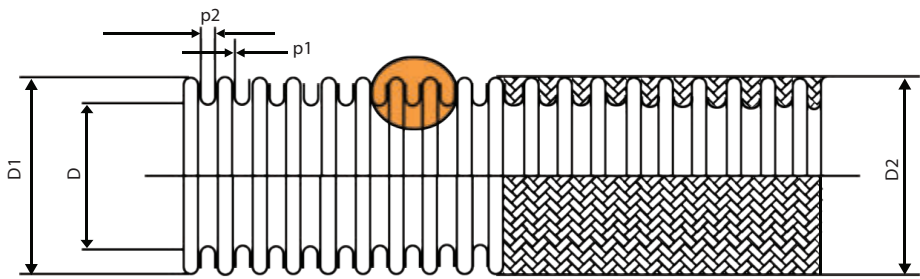
PRODUCT NOMENCLATURE











STANDARD CORRUGATED FLEXIBLE METAL HOSE

Structure	Annular corrugated flexible metal hoses can be produced from longitudinally welded tubes corrugated mechanically with or with out braiding
Standards	We are following EN ISO 10380 for stainless steel corrugated flexible hoses
Hose material	Stainless steel AISI 304, AISI 321 and AISI316L
Braiding material	Stainless steel AISI 304 and 316 L
Suitable fittings types	Threaded ends welded connections Flanges as per customer specifications
Product supplied Coils	DN6-25 -15m, 25m, 30m and 50m DN32-50 -15m, 25m,30m and 50m DN65-100 -25m

Note: Please contact our sales team for specific lengths



Item Code	DN									
		Tube ID	Tube OD	Braid OD	Tol	BR/r		WP	BP	W
		(D)	(D1)	(D2)	(Dx)	Static	Dynamic	bar	bar	Kg/m
		mm	mm	mm	mm	mm	mm	bar	bar	Kg/m
R006000XR10K	6	6,3	9,6	10,6	$\pm 0,25$	15	80	26	96	0.065
						25		153	652	0.125
R008000XR10K	8	8,5	12,3	13,2	$\pm 0,25$	16	120	15	60	0.105
						32		120	483	0.170
R010000XR10K	10	10,0	14,2	15,4	$\pm 0,25$	18	130	10	64	0.110
						38		109	438	0.210
R012000XR10K	12	12,1	16,8	17,7	$\pm 0,25$	20	140	9	40	0.120
						45		80	300	0.235
R016000XR10K	16	16,4	21,1	23,3	$\pm 0,25$	28	160	7	32	0.190
						58		60	260	0.300
R020000XR10K	20	20,3	26,7	28,2	$\pm 0,25$	32	170	4	20	0.270
						70		71	284	0.485
R025000XR10K	25	25,4	32,3	33,6	$\pm 0,30$	40	190	3	16	0.340
						85		45	260	0.610
R032000XR10K	32	33,8	41,2	43,4	$\pm 0,30$	50	260	2.5	10	0.550
						105		50	203	1.040
R040000XR10K	40	39,9	49,4	51,3	$\pm 0,30$	60	300	2.5	10	0.755
						130		44	177	1.385
R050000XR10K	50	50,2	60,7	62,0	$\pm 0,50$	70	320	1.6	4	0.880
						160		30	120	1.590
R065000XR10K	65	62,1	76,6	80,0	$\pm 0,50$	115	460	1	4	1.290
						200		30	124	2.330
R080000XR10K	80	78,5	95,1	98,0	$\pm 0,60$	130	660	1.6	8	1.990
						240		27	110	3.210
R100000XR10K	100	97,8	114,5	118,0	$\pm 0,60$	160	750	1.5	4	2.600
						290		19	78	3.995

## HYDRAULIC FITTING CODIFICATION - INSERTS / 1 PIECE FITTINGS

1	2	3	4	5	6	7	8	-	10	11	12	13	-	15
---	---	---	---	---	---	---	---	---	----	----	----	----	---	----

1 COMPONENT TYPE

2 3 INSERT TYPE

4 5 TERMINATION CODE

CODE	DESCR
1	INSERT - 1P/2P
2	FERRULE - 1P/2P
3	1P FITTING

CODE	DESCR
10	2P - MT-HH
15	2P - HH-PH
25	2P - HH-TP
28	2P - HH-TP-JACK
30	2P - MS
40	2P - IL
47	2P - IL-WB
50	1P - HHWB
55	1P - HHWS - 4SP-R12
60	1P - HHWS - 4SH-R13
65	1P - HHWS - 4SH-DN51
66	1P - HHWS - R13-DN51
97	RU-R18
98	RU-R5
99	RU-1SN/2SN

CODE	DESCR
01	BSPP
02	BSPP ORING
03	BSPP FLAT F
04	BSPT
08	BSP BANJO
11	JIC 37
12	SAE ORB
13	SAE 45 FLARE
14	SAE 45 INV F
21	NPT
22	NPS
23	NPTF
24	NPSM
31	ORFS
32	ORFS SH
41	SAE FL61
42	SAE FL62
51	M-SP
52	M-FS
53	M-CEL
54	M-CES

CODE	DESCR
55	M-DKOL
56	M-DKOS
57	M BANJO
60	M-60 CONE
65	JIS-TYPE C
66	JIS-TYPE F
67	JIS-PF
68	JIS-PT
71	KOM-M
72	KOM-FL
73	CAT-FL
81	SL
82	SSL
91	PW
92	HH
93	BR
94	SW
95	BW

6 TOPOLOGY

7 OTHER SPECIFICATION

8 HEAD TYPE

CODE	DESCR
0	00.0 DEGREE
2	22.5 DEGREE
3	30.0 DEGREE
4	45.0 DEGREE
6	60.0 DEGREE
7	67.5 DEGREE
9	90.0 DEGREE
A	110 DEGREE
C	135 DEGREE

CODE	DESCR
0	NORMAL
S	SHORT DROP
L	LONG DROP
B	BULKHEAD
K	KNOCKING COLLAR
H	DOUBLE HEX
C	COMPACT
1	4 BOLT FLANGE
2	SPLIT FLANGE

CODE	DESCR
0	N/A
1	FS-CN
2	FS-SN
3	FS-TN
4	FF

CODE	DESCR
5	M
6	MCS
7	M OR-RR
8	MS
A	BJ
B	BJB

9 DASH

10 11 HOSE SIZE

12 13 THREAD SIZE

14 FINISH GOODS

15 MATERIAL TYPE

CODE	DESCR
0	FINISHED GOODS

CODE	DESCR
0	CARBON STEEL
1	SS304
2	SS316
3	SS304 INS - CS NUT
4	SS316 INS - CS NUT

## HYDRAULIC FITTING CODIFICATION - INSERTS / 1 PIECE FITTINGS

## TERMINATION CODE

CODE	SHORT DESCR	DESCRIPTION
01	BSPP	BRITISH STANDARD PIPE
02	BSPP ORING	BRITISH STANDARD PIPE ORING
03	BSPP FLAT F	BRITISH STANDARD PIPE FLAT FACE
04	BSPT	BRITISH STANDARD PIPE TAPERED
08	BSP BANJO	BRITISH STANDARD PIPE BANJO
11	JIC 37	JIC 37° CONE
12	SAE ORB	SAE ORING BOSS
13	SAE 45 FLARE	SAE 45° FLARE
14	SAE 45 INV F	SAE 45° INVERTED FLARE
21	NPT	NATIONAL PIPE TAPER
22	NPS	NATIONAL PIPE STRAIGHT
23	NPTF	NATIONAL PIPE TAPER FUEL
24	NPSM	NATIONAL PIPE STRAIGHT MECHANICAL
31	ORFS	ORING FACE SEAL
32	ORFS SH	ORING FACE SEAL SINGLE HEXAGON
41	SAE FL61	SAE FLANGE 3000 PSI CODE 61
42	SAE FL62	SAE FLANGE 6000 PSI CODE 62
51	M-SP	METRIC STAND PIPE
52	M-FS	METRIC FLAT SEAT
53	M-CEL	METRIC - CEL
54	M-CES	METRIC - CES
55	M-DKOL	METRIC 24° CONE - ORING - LIGHT
56	M-DKOS	METRIC 24° CONE - ORING - HEAVY
57	M BANJO	METRIC BANJO
60	M-60 CONE	METRIC 60° CONE
65	JIS-TYPE C	JIS TYPE C
66	JIS-TYPE F	JIS TYPE F
67	JIS-PF	JIS PARALLEL PIPE THREAD
68	JIS-PT	JIS TAPER PIPE THREAD
71	KOM-M	KOMATSU METRIC
72	KOM-FL	KOMATSU FLANGE
73	CAT-FL	CAT FLANGE
81	SL	STAPLE LOCK
82	SSL	SUPER STAPLE LOCK
91	PW	POWER WASH
92	HH	HOSE TO HOSE - HOSE MENDER
93	BR	BRAZE ON
94	SW	SOCKET WELD
95	BW	BUTT WELD

## HEAD TYPE

CODE	SHORT DESCR	DESCRIPTION
0	N/A	NOT APPLICABLE
1	FS-CN	FEMALE SWIVEL CRIMP NUT
2	FS-SN	FEMALE SWIVEL SLIP ON NUT
3	FS-TN	FEMALE SWIVEL THRUST WIRE NUT
4	FF	FEMALE FIXED
5	M	MALE
6	MCS	MALE CAPTIVE SEAL
7	M OR-RR	MALE ORING AND RETAINING RING
8	MS	MALE SWIVEL
A	BJ	BANJO
B	BJB	BANJO BOLT

## HYDRAULIC FITTING CODIFICATION - FERRULES

1	2	3	4	5	6	7	8	-	10	11	-	-	-	15
---	---	---	---	---	---	---	---	---	----	----	---	---	---	----

1	COMPONENT TYPE	2	3	FERRULE TYPE	4	5	6	7	8	SERIES TYPE
---	----------------	---	---	--------------	---	---	---	---	---	-------------

CODE	DESCR
1	INSERT - 1P/2P
2	FERRULE - 1P/2P
3	1P FITTING

CODE	DESCR
10	2P - MT-HH
15	2P - HH-PH
25	2P - HH-TP
28	2P - HH-TP-JACK
30	2P - MS
40	2P - IL
47	2P - IL-WB
50	1P - HHWB
55	1P - HHWS - 4SP-R12
60	1P - HHWS - 4SH-R13
65	1P - HHWS - 4SH-DN51
66	1P - HHWS - R13-DN51
97	RU-R18
98	RU-R5
99	RU-1SN/2SN

CODE	DESCR
10050	NS - 1SC (DN06, DN08, DN10)
10150	NS - 1SC (DN12, DN16, DN19, DN25)
	NS - 2SC/1SN
10200	NS - 2SN
10210	NS - 1SN/2SC/2SN
10300	NS - R3/3TE
10400	NS - R12
10700	NS - R18
10750	NS - R7
	NS - R8 (DN06, DN08, DN10, DN12)
10780	NS - JACK HOSE
10800	NS - PLT
10900	NS - PTFE

20100	SK - 1SN (DN31, DN38, DN51)
20250	SK - 1SN (DN06 to DN25)
	SK - 2SN/2SC
	SK - R12 (DN16, DN19, DN25)
20400	SK - 4SP (DN06,DN10,DN12,DN16, DN19)
	SK - R12 (DN10, DN12)
20410	SK - 4SH

30420	IL - 4SH/R13/R15 (DN19,DN25)
30430	IL - 4SH (DN31,DN38, DN50)
30600	IL - R13/R15 (DN31, DN38, DN51)
30650	IL - WATERBLAST

15150	NS - 1P - 1SC/1SN/2SC/2SN/R17
15400	NS - 1P - 4SP-R12
15500	NS - 1P - 4SH-R13

9	DASH	10	11	HOSE SIZE	-	-	NOT IN USE
---	------	----	----	-----------	---	---	------------

14	FINISH GOODS	15	MATERIAL TYPE
----	--------------	----	---------------

CODE	DESCR
0	FINISHED GOODS

CODE	DESCR
0	CARBON STEEL
1	SS304
2	SS316
3	SS304 INS - CS NUT
4	SS316 INS - CS NUT



## FERRULES - MULTITYPE - 210 SERIES

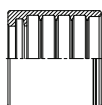
### NO SKIVE - FE2P-MT



21010050  
1SC



21010150  
1SC/1SN/R1AT/  
2SC/R16



21010200  
2SN/R2AT



21010210  
1SN/R1AT/2SC/  
R16/2SN/R2AT



21020250  
R6/2TE



21010300  
R3/3TE/R4/R5



21010400  
R12



21010750  
R7/R8



21010800  
PLT



21010900  
PTFE

### SKIVE - FE2P-MT



21020100  
1SN/R1AT



21020250  
1SN/R1AT/2SC/  
R16/2SN/R2AT/R12



21020400  
4SP/R12

## INSERTS - MULTITYPE - 110 SERIES

### BSP - HF2P-MT



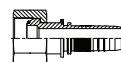
11004005  
BSPT M



11001005  
BSPP M



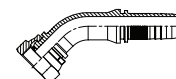
11002001  
BSPP OR FS (CRN)



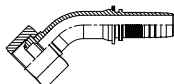
11002002  
BSPP OR FS (SON)



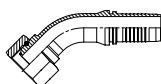
11002003  
BSPP OR FS (TWN)



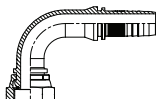
11002401  
BSPP OR FS 45 (CRN)



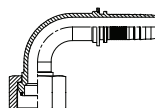
11002402  
BSPP OR FS 45 (SON)



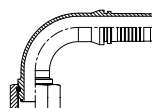
11002403  
BSPP OR FS 45 (TWN)



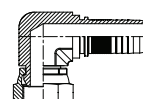
11002901  
BSPP OR FS 90 (CRN)



11002902  
BSPP OR FS 90 (SON)



11002903  
BSPP OR FS 90 (TWN)



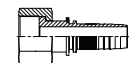
110029C1  
BSPP FS 90 CP (CRN)



11003005  
BSPP FSEAT M



11003001  
BSPP FSEAT FS (CRN)



11003002  
BSPP FSEAT FS (SON)

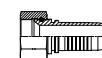
### JIC 37° - HF2P-MT



11011005  
JIC M



11011001  
JIC FS (CRN)



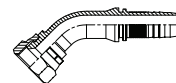
11011003  
JIC FS (TWN)



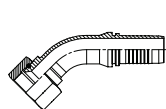
110110H1  
JIC FS DH (CRN)



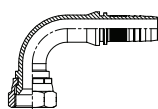
110110H3  
JIC FS DH (TWN)



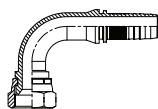
11011401  
JIC FS 45 (CRN)

JIC 37° - HF2P-MT

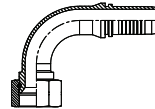
11011403  
JIC FS 45 (TWN)



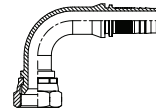
110119S1  
JIC FS 90 SD (CRN)



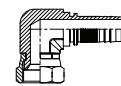
11011901  
JIC FS 90 (CRN)



11011903  
JIC FS 90 (TWN)



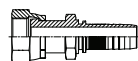
110119L1  
JIC FS 90 LD (CRN)



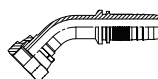
110119C1  
JIC FS 90 CP (CRN)

ORFS - HF2P-MT

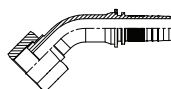
11031005  
ORFS M



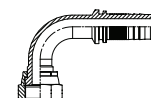
11031001  
ORFS FS (CRN)



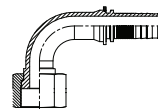
11031401  
ORFS FS 45 (CRN)



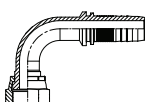
11031402  
ORFS FS 45 (SON)



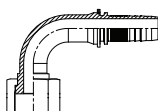
110319S1  
ORFS FS 90 SD (CRN)



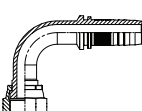
110319S2  
ORFS FS 90 SD (SON)



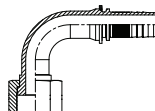
11031901  
ORFS FS 90 (CRN)



11031902  
ORFS FS 90 (SON)



110319L1  
ORFS FS 90 LD (CRN)



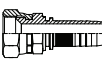
110319L2  
ORFS FS 90 LD (SON)

SAE - HF2P-MT

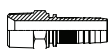
11012005  
SAE ORB M



11013001  
SAE 45 SEAT FS (CRN)



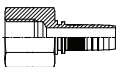
110130H1  
SAE 45 SEAT DH FS (CRN)

NPTF - HF2P-MT

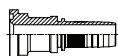
11023005  
NPTF M



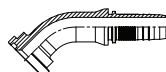
11023008  
NPTF MS



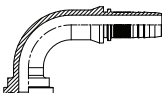
11023004  
NPTF FF

SAE FLANGE - HF2P-MT

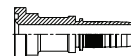
11041000  
SAE 61 3K FL



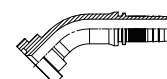
11041400  
SAE 61 3K FL 45



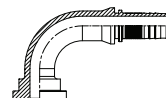
11041900  
SAE 61 3K FL 90



11042000  
SAE 62 6K FL



11042400  
SAE 62 6K FL 45



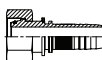
11042900  
SAE 62 6K FL 90

METRIC - HF2P-MT

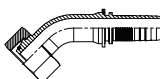
11053005  
M24 CEL M



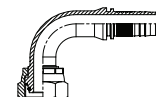
11055001  
M24 DKOL FS (CRN)



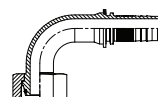
11055002  
M24 DKOL FS (SON)



11055402  
M24 DKOL FS 45 (SON)



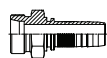
11055901  
M24 DKOL FS 90 (CRN)



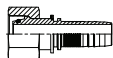
11055902  
M24 DKOL FS 90 (SON)

HYDRAULIC FITTINGS - REFERENCE CHART

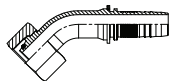
METRIC - HF2P-MT



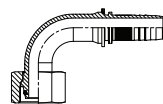
11054005  
M24 CES M



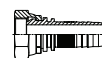
11056002  
M24 DKOS FS (SON)



11056402  
M24 DKOS FS 45 (SON)



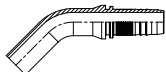
11056902  
M24 DKOS FS 90 (SON)



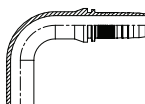
11060001  
METRIC 60C FS (CRN)



11051000  
MSP

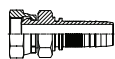


11051400  
MSP 45



11051900  
MSP 90

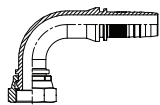
JIS - HF2P-MT



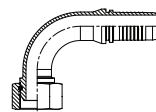
11065001  
JIS C FS (CRN)



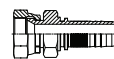
11065003  
JIS C FS (TWN)



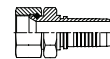
11065901  
JIS C FS 90 (CRN)



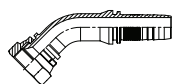
11065903  
JIS C FS 90 (TWN)



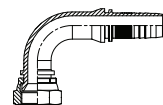
11066001  
JIS F FS (CRN)



11066003  
JIS F FS (TWN)



11066401  
JIS F FS 45 (CRN)

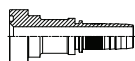


11066901  
JIS F FS 90 (CRN)

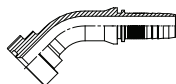


11071001  
KOMATSU FS (CRN)

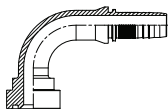
OEM - HF2P-MT



11073000  
SCAT 9K FL

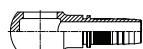


11073400  
SCAT 9K FL 45

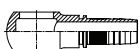


11073900  
SCAT 9K FL 90

BANJO - HF2P-MT



110010A0  
BSPP BANJO



110570A0  
METRIC BANJO

ACCESSORIES - HF2P-MT

11092000  
H-H



11093000  
BRAZE TAIL



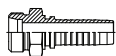
110010B0  
BSPP BANJO BOLT



110570B0  
METRIC BANJO BOLT

**FERRULES - MULTISPIRAL - 230 SERIES**SKIVE - FE2P-MS

23020410  
4SH

**INSERTS - MULTISPIRAL - 130 SERIES**BSP - HF2P-MS

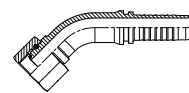
13004005  
BSPT M



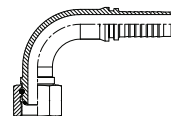
13001005  
BSPP M



13002003  
BSPP OR FS (TWN)



13002403  
BSPP OR FS 45 (TWN)



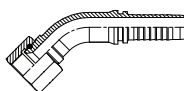
13002903  
BSPP OR FS 90 (TWN)

JIC 37° - HF2P-MS

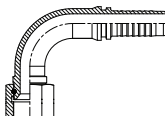
13011005  
JIC M



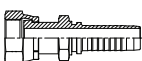
13011003  
JIC FS (TWN)



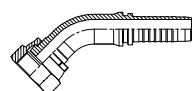
13011403  
JIC FS 45 (TWN)



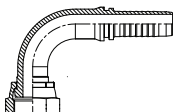
13011903  
JIC FS 90 (TWN)

ORFS - HF2P-MS

13031001  
ORFS FS (CRN)



13031401  
ORFS FS 45 (CRN)



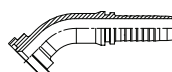
13031901  
ORFS FS 90 (CRN)

NPTF - HF2P-MS

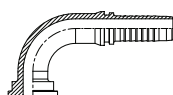
13023005  
NPTF M

SAE FLANGE - HF2P-MS

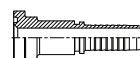
13041000  
SAE 61 3K FL



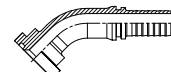
13041400  
SAE 61 3K FL 45



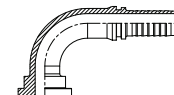
13041900  
SAE 61 3K FL 90



13042000  
SAE 62 6K FL



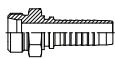
13042400  
SAE 62 6K FL 45



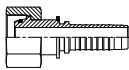
13042900  
SAE 62 6K FL 90

# HYDRAULIC FITTINGS - REFERENCE CHART

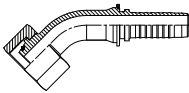
## METRIC - HF2P-MS



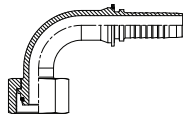
13054005  
M24 CES M



13056002  
M24 DKOS FS (SON)

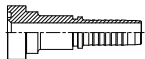


13056402  
M24 DKOS FS 45 (SON)

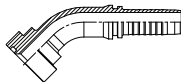


13056902  
M24 DKOS FS 90 (SON)

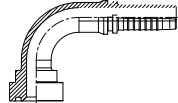
## OEM - HF2P-MS



13073000  
SCAT 9K FL



13073400  
SCAT 9K FL 45



13073900  
SCAT 9K FL 90

## FERRULES - INTERLOCK - 240 SERIES

### INTERLOCK - FE2P-IL



24030420  
4SH/R13/R15



24030430  
4SH



24030600  
R13/R15

## INSERTS - INTERLOCK - 140 SERIES

### BSP - HF2P-IL



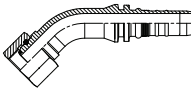
14004005  
BSPT M



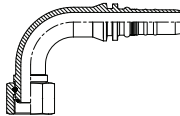
14001005  
BSPP M



14002003  
BSPP OR FS (TWN)



14002403  
BSPP OR FS 45 (TWN)



14002903  
BSPP OR FS 90 (TWN)

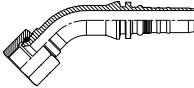
### JIC 37° - HF2P-IL



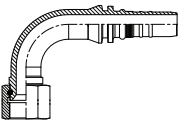
14011005  
JIC M



14011003  
JIC FS (TWN)

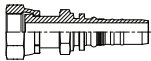


14011403  
JIC FS 45 (TWN)

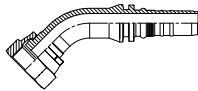


14011903  
JIC FS 90 (TWN)

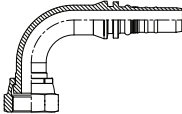
### ORFS - HF2P-IL



14031001  
ORFS FS (CRN)



14031401  
ORFS FS 45 (CRN)



14031901  
ORFS FS 90 (CRN)

### NPTF - HF2P-IL

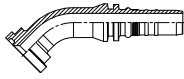


14023005  
NPTF M

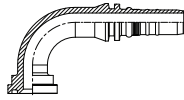


SAE FLANGE - HF2P-IL

14041000  
SAE 61 3K FL



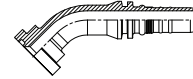
14041400  
SAE 61 3K FL 45



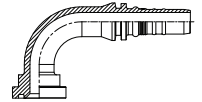
14041900  
SAE 61 3K FL 90



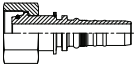
14042000  
SAE 62 6K FL



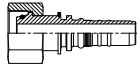
14042400  
SAE 62 6K FL 45



14042900  
SAE 62 6K FL 90

METRIC- HF2P-IL

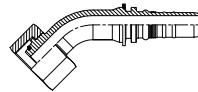
14054005  
M24 CES M



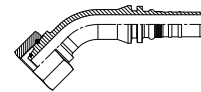
14056002  
M24 DKOS FS (SON)



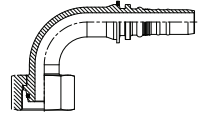
14056003  
M24 DKOS FS (TWN)



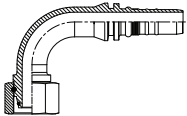
14056402  
M24 DKOS FS 45 (SON)



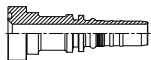
14056403  
M24 DKOS FS 45 (TWN)



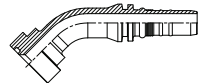
14056902  
M24 DKOS FS 90 (SON)



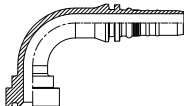
14056903  
M24 DKOS FS 90 (TWN)

OEM - HF2P-IL

14073000  
SCAT 9K FL



14073400  
SCAT 9K FL 45



14073900  
SCAT 9K FL 90

## ACCESSORIES

FLANGE CLAMP

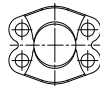
11041020  
SAE 61 3K 4FL



11042020  
SAE 62 6K 4FL



11041010  
SAE 61 3K 4FL

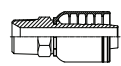


11042010  
SAE 62 6K 4FL

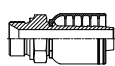
HYDRAULIC FITTINGS - REFERENCE CHART

ONE PIECE - WB - 1SC / 1SN / R1AT / 2SC / R16 / 2SN / R2AT / R17

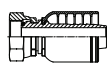
BSP - HF1P-WB



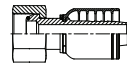
35004005  
BSPT M



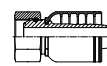
35001005  
BSPP M



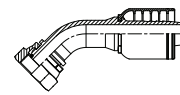
35002001  
BSPP OR FS (CRN)



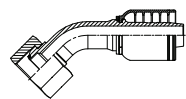
35002002  
BSPP OR FS (SON)



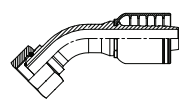
35002003  
BSPP OR FS (TWN)



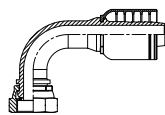
35002401  
BSPP OR FS 45 (CRN)



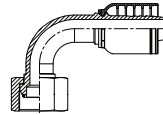
35002402  
BSPP OR FS 45 (SON)



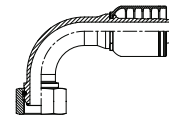
35002403  
BSPP OR FS 45 (TWN)



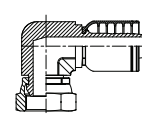
35002901  
BSPP OR FS 90 (CRN)



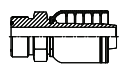
35002902  
BSPP OR FS 90 (SON)



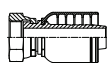
35002903  
BSPP OR FS 90 (TWN)



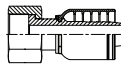
350029C1  
BSPP OR FS 90 CP (CRN)



35003005  
BSPP FSEAT M

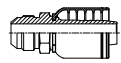


35003001  
BSPP FSEAT FS (CRN)

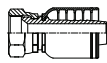


35003002  
BSPP FSEAT FS (SON)

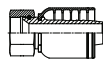
JIC 37° - HF1P-WB



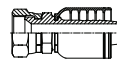
35011005  
JIC M



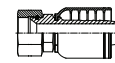
35011001  
JIC FS (CRN)



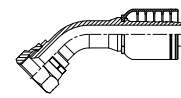
35011003  
JIC FS (TWN)



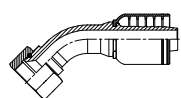
350110H1  
JIC FS DH (CRN)



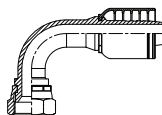
350110H3  
JIC FS DH (TWN)



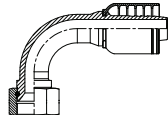
35011401  
JIC FS 45 (CRN)



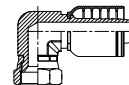
35011403  
JIC FS 45 (TWN)



35011901  
JIC FS 90 (CRN)

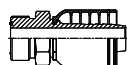


35011903  
JIC FS 90 (TWN)

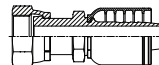


350119C1  
JIC FS 90 CP (CRN)

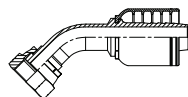
ORFS - HF1P-WB



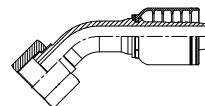
35031005  
ORFS M



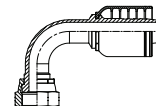
35031001  
ORFS FS (CRN)



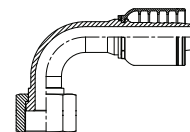
35031401  
ORFS FS 45 (CRN)



35031402  
ORFS FS 45 (SON)

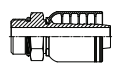


35031901  
ORFS FS 90 (CRN)

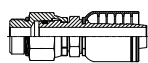


35031902  
ORFS FS 90 (SON)

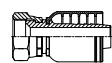
SAE - HF1P-WB



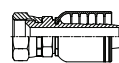
35012005  
SAE ORB M



35012008  
SAE ORB MS

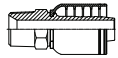


35013001  
SAE 45 SEAT FS (CRN)

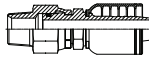


350130H1  
SAE 45 SEAT DH FS (CRN)

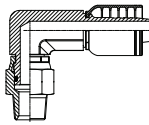
### NPTF - HF1P-WB



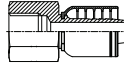
35023005  
NPTF M



35023008  
NPTF MS

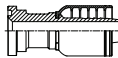


350239C8  
NPTF MS CP

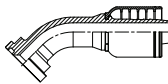


35023004  
NPTF FF

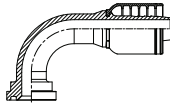
### SAE FLANGE - HF1P-WB



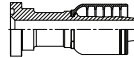
35041000  
SAE 61 3K FL



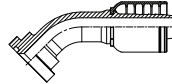
35041400  
SAE 61 3K FL 45



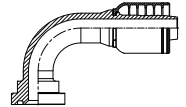
35041900  
SAE 61 3K FL 90



35042000  
SAE 62 6K FL

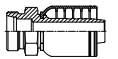


35042400  
SAE 62 6K FL 45

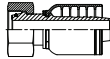


35042900  
SAE 62 6K FL 90

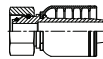
### METRIC - HF1P-WB



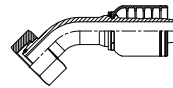
35053005  
M24 CEL M



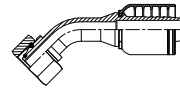
35055002  
M24 DKOL FS (SON)



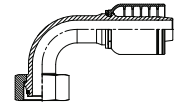
35055003  
M24 DKOL FS (TWN)



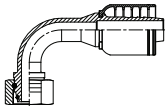
35055402  
M24 DKOL FS 45 (SON)



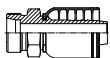
35055403  
M24 DKOL FS 45 (TWN)



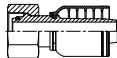
35055902  
M24 DKOL FS 90 (SON)



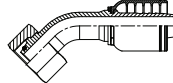
35055903  
M24 DKOL FS 90 (TWN)



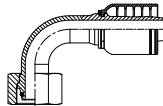
35054005  
M24 CES M



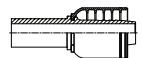
35056002  
M24 DKOS FS (SON)



35056402  
M24 DKOS FS 45 (SON)

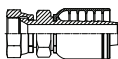


35056902  
M24 DKOS FS 90 (SON)

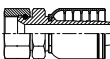


35051000  
MSP

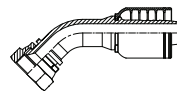
### JIS - HF1P-WB



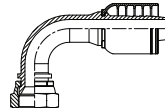
35066001  
JIS F FS (CRN)



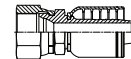
35066003  
JIS F FS (TWN)



35066401  
JIS F FS 45 (CRN)

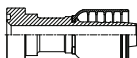


35066901  
JIS F FS 90 (CRN)

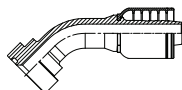


35071001  
KOMATSU FS (CRN)

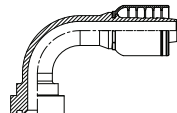
### OEM - HF1P-WB



35073000  
SCAT 9K FL



35073400  
SCAT 9K FL 45



35073900  
SCAT 9K FL 90

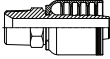
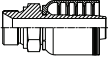
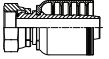
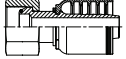
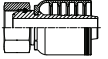
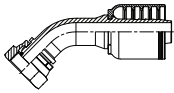
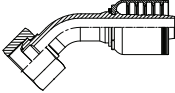
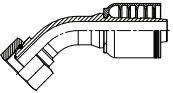
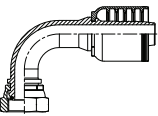
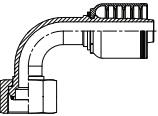
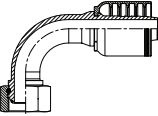
### ACCESSORIES - HF1P-WB



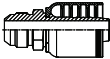
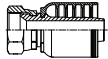
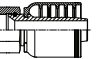
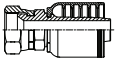
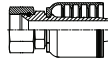
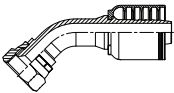
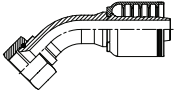
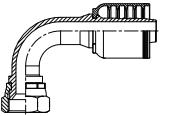
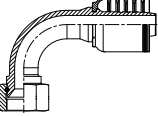
35092000  
H-H

ONE PIECE - WIRE SPIRAL - 4SP / R12 / 4SH -12 -16 - 355 SERIES

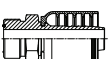
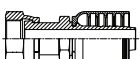
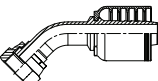
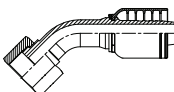
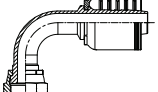
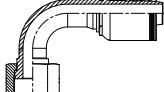
BSP - HF1P-WS 4SP-R12 - 4SH -12 -16

					
35504005 BSPT M	35501005 BSPP M	35502001 BSPP OR FS (CRN)	35502002 BSPP OR FS (SON)	35502003 BSPP OR FS (TWN)	35502401 BSPP OR FS 45 (CRN)
					
35502402 BSPP OR FS 45 (SON)	35502403 BSPP OR FS 45 (TWN)	35502901 BSPP OR FS 90 (CRN)	35502902 BSPP OR FS 90 (SON)	35502903 BSPP OR FS 90 (TWN)	

JIC 37°- HF1P-WS 4SP-R12 - 4SH -12 -16

					
35511005 JIC M	35511001 JIC FS (CRN)	35511003 JIC FS (TWN)	355110H1 JIC FS DH (CRN)	355110H3 JIC FS DH (TWN)	35511401 JIC FS 45 (CRN)
					
35511403 JIC FS 45 (TWN)	35511901 JIC FS 90 (CRN)	35511903 JIC FS 90 (TWN)			

ORFS - HF1P-WS 4SP-R12 - 4SH -12 -16

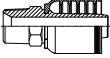
					
35531005 ORFS M	35531001 ORFS FS (CRN)	35531401 ORFS FS 45 (CRN)	35531402 ORFS FS 45 (SON)	35531901 ORFS FS 90 (CRN)	35531902 ORFS FS 90 (SON)

SAE - HF1P-WS 4SP-R12 - 4SH -12 -16

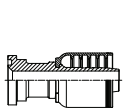
10


35512005 SAE ORB M

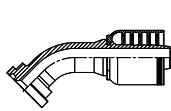
NPTF - HF1P-WS 4SP-R12 - 4SH -12 -16


35523005 NPTF M

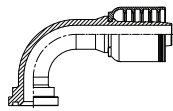
## SAE FLANGE - HF1P-WS 4SP-R12 - 4SH -12 -16



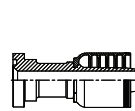
35541000  
SAE 61 3K FL



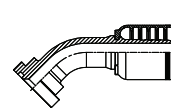
35541400  
SAE 61 3K FL 45



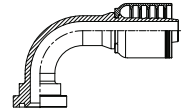
35541900  
SAE 61 3K FL 90



35542000  
SAE 62 6K FL

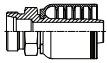


35542400  
SAE 62 6K FL 45

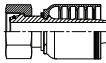


35542900  
SAE 62 6K FL 90

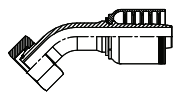
## METRIC - HF1P-WS 4SP-R12 - 4SH -12 -16



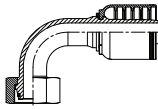
35553005  
M24 CEL M



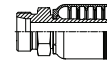
35555002  
M24 DKOL FS (SON)



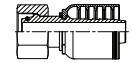
35555402  
M24 DKOL FS 45 (SON)



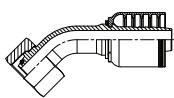
35555902  
M24 DKOL FS 90 (SON)



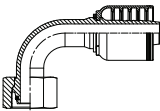
35554005  
M24 CES M



35556002  
M24 DKOS FS (SON)

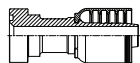


35556402  
M24 DKOS FS 45 (SON)

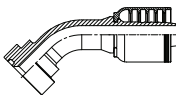


35556902  
M24 DKOS FS 90 (SON)

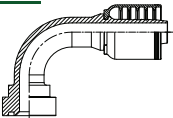
## OEM - HF1P-WS 4SP-R12 - 4SH -12 -16



35573000  
SCAT 9K FL



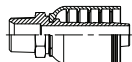
35573400  
SCAT 9K FL 45



35573900  
SCAT 9K FL 90

## ONE PIECE - WIRE SPIRAL - 4SH / R13 / R15 - 360 SERIES

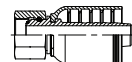
### BSP - HF1P-WS 4SH-R13-R15 / 4SH-R13 -32



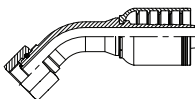
36004005  
BSPT M



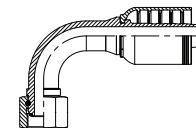
36001005  
BSPP M



36002003  
BSPP OR FS (TWN)

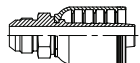


36002403  
BSPP OR FS 45 (TWN)

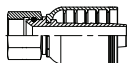


36002903  
BSPP OR FS 90 (TWN)

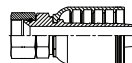
### JIC 37° - HF1P-WS 4SH-R13-R15 / 4SH-R13 -32



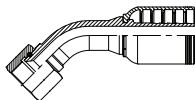
36011005  
JIC M



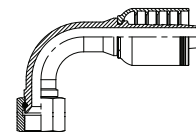
36011003  
JIC FS (TWN)



360110H3  
JIC FS DH (TWN)

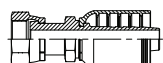


36011403  
JIC FS 45 (TWN)

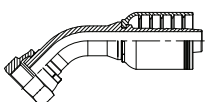


36011903  
JIC FS 90 (TWN)

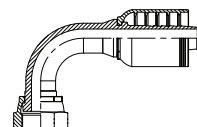
### ORFS - HF1P-WS 4SH-R13-R15 / 4SH-R13 -32



36031001  
ORFS FS (CRN)



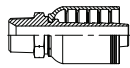
36031401  
ORFS FS 45 (CRN)



36031901  
ORFS FS 90 (CRN)

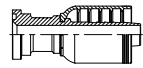


NPTF - HF1P-WS 4SH-R13-R15 / 4SH-R13 -32

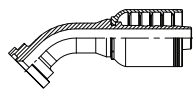


36023005  
NPTF M

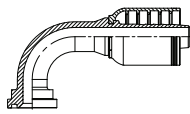
SAE FLANGE - HF1P-WS 4SH-R13-R15 / 4SH-R13 -32



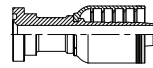
36041000  
SAE 61 3K FL



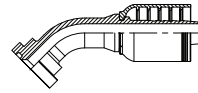
36041400  
SAE 61 3K FL



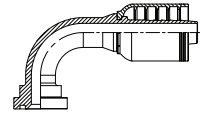
36041900  
SAE 61 3K FL 90



36042000  
SAE 62 6K FL

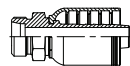


36042400  
SAE 62 6K FL 45

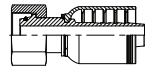


36042900  
SAE 62 6K FL 90

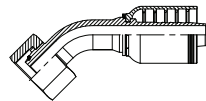
METRIC - HF1P-WS 4SH-R13-R15 / 4SH-R13 -32



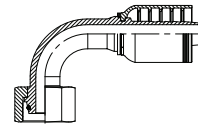
36054005  
M24 CES M



36056002  
M24 DKOS FS (SON)

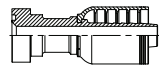


36056402  
M24 DKOS FS 45 (SON)

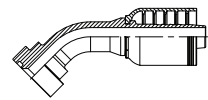


36056902  
M24 DKOS FS 90 (SON)

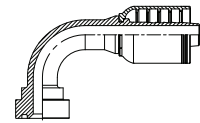
OEM - HF1P-WS 4SH-R13-R15 / 4SH-R13 -32



36073000  
SCAT 9K FL



36073400  
SCAT 9K FL 45



36073900  
SCAT 9K FL 90

## TWO PIECE FITTINGS

HOSE TYPE				WIRE BRAID						
FITTING TYPE	INSERT SERIES	ASSEMBLY TYPE	FERRULE SERIES	EN 857 1SC	EN 853 1SN SAE 100 R1AT	EN 857 2SC SAE 100 R16	EN 853 2SN SAE 100 R2AT	SAE 100 R17	PILOT	SAE 100 R5
MT	110	NO SKIVE	21010050	-04 → -06 DN 06 → DN 10 1/4" → 3/8"				-04 → -06 DN 06 → DN 10 1/4" → 3/8"		
MT	110	NO SKIVE	21010150	-08 → -16 DN 12 → DN 25 1/2" → 1"	-03 → -32 DN 04 → DN 51 3/16" → 2"	-04 → -16 DN 06 → DN 25 1/4" → 1"		-08 → -16 DN 12 → DN 25 1/2" → 1"		
MT	110	NO SKIVE	21010200				-03 → -32 DN 04 → DN 51 3/16" → 2"			
MT	110	NO SKIVE	21010210		-03 → -32 DN 04 → DN 51 3/16" → 2"	-04 → -16 DN 06 → DN 25 1/4" → 1"	-03 → -32 DN 04 → DN 51 3/16" → 2"	-10 → -16 DN 16 → DN 25 5/8" → 1"		
MT	110	NO SKIVE	21020250							
MT	110	NO SKIVE	21010300							3/16" → 5/8"
MT	110	NO SKIVE	21010400							
MT	110	NO SKIVE	21010750							
MT	110	NO SKIVE	21010800						-04 → -08 DN 06 → DN 12 1/4" → 1/2"	
MT	110	NO SKIVE	21010900							
MT	110	SKIVE	21020100		-20 → -32 DN 31 → DN 51 1 1/4" → 2"					
MT	110	SKIVE	21020250		-03 → -16 DN 05 → DN 25 3/16" → 1"	-04 → -16 DN 06 → DN 25 1/4" → 1"	-03 → -32 DN 04 → DN 51 3/16" → 2"	-10 → -16 DN 16 → DN 25 5/8" → 1"		
MT	110	SKIVE	21020400							
MS	130	SKIVE	23020410							
IL	140	INTERLOCK	24030420							
IL	140	INTERLOCK	24030430							
IL	140	INTERLOCK	24030600							

## ONE PIECE FITTINGS

1P-WB	350	NO SKIVE		-04 → -16 DN 06 → DN 25 1/4" → 1"	-04 → -32 DN 06 → DN 51 1/4" → 2"	-04 → -16 DN 06 → DN 25 1/4" → 1"	-04 → -32 DN 06 → DN 51 1/4" → 2"	-04 → -16 DN 06 → DN 25 1/4" → 1"		
1P-WS 4SP-R12-4SH	355	NO SKIVE								
1P-WS 4SH-R13-R15	360	NO SKIVE								
1P-WS 4SH	365	NO SKIVE								
1P-WS R13	366	NO SKIVE								

# HYDRAULIC FITTINGS - INSERT AND FERRULE SELECTION CHART

WIRE SPIRAL					TEXTILE BRAID				
EN 856 R12 SAE 100 R12	EN 856 4SP	EN 856 4SH	EN 856 R13 SAE 100 R13	EN 856 R15 SAE 100 R15	EN 854 R6 SAE 100 R6	EN 854 2TE	EN 854 R3 SAE 100 R3	EN 854 3TE	EN 854 R4 SAE 100 R4
					-04 → -16 DN 06 → DN 25 1/4" → 1"	-04 → -16 DN 06 → DN 25 1/4" → 1"			
							-04 → -20 DN 06 → DN 31 1/4" → 1 1/4"	-04 → -32 DN 06 → DN 51 1/4" → 2"	-12 → -40 DN 19 → DN 63 3/4" → 2 1/2"
-06 → -20 DN 10 → DN 31 3/8" → 1 1/4"									
-10 → -32 DN 16 → DN 51 5/8" → 2"									
-06 → -08 DN 10 → DN 12 3/8" → 1/2"	-04 → -16 DN 06 → DN 25 1/4" → 1"								
		-12 → -32 DN 19 → DN 51 3/4" → 2"							
		-12 → -16 DN 19 → DN 25 3/4" → 1"	-12 → -16 DN 19 → DN 25 3/4" → 1"	-12 → -16 DN 19 → DN 25 3/4" → 1"					
		-20 → -32 DN 31 → DN 51 1 1/4" → 2"							
			-20 → -32 DN 31 → DN 51 1 1/4" → 2"	-20 → -32 DN 31 → DN 51 1 1/4" → 2"					

10


-06 → -32 DN 10 → DN 51 3/8" → 2"	-06 → -16 DN 10 → DN 25 3/8" → 1"	-12 → -16 DN 19 → DN 25 3/4" → 1"							
		-12 → -24 DN 19 → DN 38 3/4" → 1 1/2"	-12 → -24 DN 19 → DN 38 3/4" → 1 1/2"	-12 → -24 DN 19 → DN 38 3/4" → 1 1/2"					
		-32 DN 51 2"							
			-32 DN 51 2"						







## TWO PIECE FITTINGS

HOSE TYPE				THERMOPLASTIC		PTFE
FITTING TYPE	INSERT SERIES	ASSEMBLY TYPE	FERRULE SERIES	EN 855 R7 SAE 100 R7	EN 855 R7 SAE 100 R7	PTFE
MT	110	NO SKIVE	21010050			
MT	110	NO SKIVE	21010150			
MT	110	NO SKIVE	21010200			
MT	110	NO SKIVE	21010210			
MT	110	NO SKIVE	21020250			
MT	110	NO SKIVE	21010300			
MT	110	NO SKIVE	21010400			
MT	110	NO SKIVE	21010750	-04 → -06 DN 06 → DN 10 1/4" → 3/8"	-04 → -06 DN 06 → DN 10 1/4" → 3/8"	
MT	110	NO SKIVE	21010800			
MT	110	NO SKIVE	21010900			-04 → -06 DN 06 → DN 10 1/4" → 3/8"
MT	110	SKIVE	21020100			
MT	110	SKIVE	21020250			
MT	110	SKIVE	21020400			
MS	130	SKIVE	23020410			
IL	140	INTERLOCK	24030420			
IL	140	INTERLOCK	24030430			
IL	140	INTERLOCK	24030600			

PH368HG - Spiral Guard

Material            High Density Polyethyelene



Item Code	 Nom OD	 Nom ID	 WT	 Pitch	 Colour	 Std Length
	inch	mm	mm	mm		m
PH368HG-12	12	10	1.5	9.0	Black	50
PH368HG-16	16	13	1.6	12.0	Black	20/50
PH368HG-20	20	17	1.9	16.0	Black	20/50
PH368HG-25	25	21	2.0	20.0	Black	20/50
PH368HG-32	32	27	2.3	22.0	Black	20/50
PH368HG-40	40	35	2.7	24.0	Black	20/50
PH368HG-50	50	45	3.0	30.0	Black	20
PH368HG-63	63	58	3.5	37.0	Black	20
PH368HG-75	75	69	3.8	42.0	Black	20
PH368HG-90	90	82	5.0	45.0	Black	20
PH368HG-110	110	100	5.5	50.0	Black	12
PH368HG-125	125	116	6.0	55.0	Black	12

## Recommended Practices for Hydraulic Hose Assemblies

### Foreword

This SAE Recommended Practice is intended as a guide to consider when selecting, routing, fabricating, installing, replacing, maintaining and storing hose for fluid-power systems. It is subject to change to keep pace with experience and technical advances. For those new to hose use in fluid-power systems, this guide outlines practices to note during each phase of system design and use. Experienced designers and users skilled in achieving proper results, as well as the less experienced, can use this outline as a list of considerations to keep in mind. Fluid power systems are complex and require extensive knowledge of both the system requirements and the various types of hose. Therefore, all-inclusive, detailed, step-by-step instructions are not practical and are beyond the scope of this document. Less experienced designers and users who need more information can consult specialists such as hose suppliers and manufacturers. This guide can improve the communication process. Safety Considerations — These recommended practices involve safety considerations; note these carefully during all phases of design and use of hose systems. Improper selection, fabrication, installation or maintenance of hose and hose assemblies for fluid-power systems may result in serious personal injury or property damage. These recommended practices can reduce the likelihood of component or system failure, thereby reducing the risk of injury or damage.

### 1. Scope

SAE J1273 provides guidelines for selection, routing, fabrication, installation, replacement, maintenance and storage of hose and hose assemblies for fluid-power systems. Many of these SAE Recommended Practices also may be suitable for other hose and systems.

### 2. References

2.1 Applicable Documents – The following publications form a part of this specification to the extent specified herein. Unless otherwise specified, the latest issue of SAE publications shall apply.

SAE J343 – Test and Procedures for SAE 100R Series Hydraulic Hose and Hose Assemblies.

SAE J516 – Hose Fittings

SAE J517 – Hydraulic Hose

SAE J1927 – Cumulative Damage Analysis for Hydraulic Hose Assemblies

### 3. Explanation of Terms

These explanations serve only to clarify this document and are not intended to stand alone. They are presented sequentially, with the former helping to explain the latter.

3.1 Fluid Power – Energy transmitted and controlled using pressurized hydraulic fluids or compressed air.

3.2 Hose – Flexible conductor. In this document, the term hose may also refer to a hose assembly with related accessories used in fluid power applications.

3.3 Hose Fitting or Fitting – Connector which can be attached to the end of a hose.

3.4 Hose Assembly – Hose with hose fittings attached.

3.5 Hose Failure – Occurrence in which a hose stops meeting system requirements.

3.6 Hose Service Life – Length of time a hose meets system requirements without needing replacement.

### 4. Safety Considerations

Listed in 4.1 to 4.7 are some potential conditions and situations that may lead to personal injury and/or property damage. The list is not necessarily all inclusive. Consider reasonable and feasible means, including those described in this section, to reduce the risk of injuries or property damage.

4.1 Fluid Injections – Fine streams of escaping pressurized fluid can penetrate skin and enter a human body. These fluid injections may cause severe tissue damage and loss of limb. Consider various means to reduce the risk of fluid injections, particularly in areas normally occupied by operators. Consider careful routing, adjacent components, warnings, guards, shields and training programs. Relieve pressure before disconnecting hydraulic or other lines. Tighten all connections before applying pressure. Avoid contact with escaping fluids. Treat all leaks as though pressurized and hot enough to burn skin. Never use any part of your body to check for hose leaks. If a fluid-injection accident occurs, see a doctor immediately. DO NOT DELAY OR TREAT AS A SIMPLE CUT! Any fluid injected into the skin must be surgically removed within a few hours or gangrene may result. Doctors unfamiliar with this type of injury should consult a knowledgeable medical source.

4.2 Whipping Hose – If a pressurized hose assembly blows apart, the fittings can be thrown off at high speed, and the loose hose can flail or whip with great force. This is especially true in compressible-fluid systems. When this risk exists, consider guards and restraints to protect against injury.

4.3 Burns from Conveyed Fluids – Fluid-power media may reach temperatures that can burn human skin. If there is risk of burns from escaping fluid, consider guards and shields to prevent injury, particularly in areas normally occupied by operators.

4.4 Fire and Explosion from Conveyed Fluids – Most fluid-power media, including fire-resistant hydraulic fluids, will burn under certain conditions. Fluids which escape from pressurized systems may form a mist or fine spray which can flash or explode upon contact with an ignition source. Consider selecting, guarding, and routing hose to minimize the risk of combustion. (See Section 5 and ISO 3457).



**4.5 Fire and Explosions from Static-Electric Discharge** – Fluid passing through hose can generate static electricity, resulting in static-electric discharge. This may create sparks that can ignite system fluids or gases in the surrounding atmosphere. When this potential exists, select hose specifically designed to carry the static-electric charge to ground.

**4.6 Electrical Shock** – Electrocutation could occur if hose conducts electricity through a person. Most hoses are conductive. Many contain metal or have metal fittings. Even nonconductive hoses can be conduits for electricity if they carry conductive fluids. Be aware of routing or using hose near electrical sources. When this cannot be avoided, select appropriate hose. Nonconductive hoses should be considered. SAE J517–100R7 and 100R8 hoses, with orange covers marked “Nonconductive” are available for applications requiring nonconductive hose.

**4.7 Mechanisms Controlled by Fluid Power** – Mechanisms controlled by fluid in hoses can become hazardous when a hose fails. For example, when a hose bursts, objects supported by fluid pressure may fall, or vehicles or machines may lose their brakes or steering. If mechanisms are controlled by fluid power, consider safe modes of failure that minimize risks of injury or damage.

## 5. Hose Selection and Routing

A wide variety of interacting factors influence hose service life and the ability of each fluid-power system to operate satisfactorily, and the combined effects of these factors on service life are often unpredictable. Therefore, these documents should not be construed as design standards. For applications outside the specifications in SAE J517, SAE J516, or other relevant design standards, performance of hose assemblies should be determined by appropriate testing. Carefully analyze each system. Then design routings and select hose and related components to meet the system-performance and hose service-life requirements, and to minimize the risks of personal injury and/or property damage. Consider the following factors:

**5.1 System Pressures** – Excessive pressure can accelerate hose assembly failure. Analyze the steady-state pressures, and the frequency and the amplitude of pressure surges, such as pulses and spikes. These are rapid and transient rises in pressure which may not be indicated on many common pressure gauges and can be identified best on high-frequency-response electronic measuring instruments. For maximum hose service life, hose selection should be based on a system pressure, including surges, that is less than the hose maximum working pressure. Hose may be used above its maximum working pressure where reduced life expectancy is acceptable. SAE J1927 provides one method to help predict wire-reinforced hose service for a given hydraulic application, where the surge pressure peaks vary, and/or the highest-pressure peaks occur infrequently.

**5.2 Suction** – For suction applications, such as inlet flow to pumps, select hose to withstand both the negative and positive pressures the system imposes on the hose.

**5.3 External Pressure** – In certain applications, such as in autoclaves or under water, the external environmental pressures may exceed the fluid pressure inside the hose. In these applications, consider the external pressures, and, if necessary, consult the manufacturers.

**5.4 Temperature** – Exceeding hose temperature ratings may significantly reduce hose life. Select hose so the fluid and ambient temperatures, both static and transient, fall within the hose ratings. The effects of external heat sources should not raise the temperature of the hose above its maximum operating temperature. Select hose, heat shields, sleeving, and other methods for these requirements, and route or shield hose to avoid hose damage from external heat sources.

**5.5 Permeation** – Permeation, or effusion, is seepage of fluid through the hose. Certain materials in hose construction are more permeable than others. Consider the effects of permeation when selecting hose, especially with gaseous fluids. Consult the hose and fluid manufacturers for permeability information.

**5.6 Hose-Material Compatibility** – Variables that can affect compatibility of system fluids with hose materials include, but are not limited to:

- A. Fluid Pressure
- B. Temperature
- C. Concentration
- D. Duration of exposure

Because of permeation (see 5.5), consider compatibility of system fluids with the hose, tube, cover, reinforcement, and fittings. Consult the fluid and hose manufacturers for compatibility information. NOTE—Many fluid/elastomer compatibility tables in manufacturers' catalogs show ratings based on fluids at 21 °C, room temperature. These ratings may change at other temperatures. Carefully read the notes on the compatibility tables, and if in doubt, consult the manufacturer. NOTE—Refer chemical resistance information.

**5.7 Environment** – Environmental conditions can cause hose and fitting degradation. Conditions to evaluate include, but are not limited to:

- A. Ultraviolet light
- B. Salt water
- C. Air pollutants
- D. Temperature
- E. Ozone
- F. Chemicals
- G. Electricity
- H. Abrasion

If necessary, consult the manufacturers for more information.

**5.8 Static-Electric Discharge** – Fluid passing through hose can generate static electricity resulting in static-electric discharge. This may create sparks that can puncture hose. If this potential exists, select hose with sufficient conductivity to carry the static electric charge to the ground.

**5.9 Sizing** – The power transmitted by pressurized fluid varies with pressure and rate of flow. Select hose with adequate size to minimize pressure loss, and to avoid hose damage from heat generation or excessive velocity. Conduct calculations, or consult the manufacturers for sizing at flow velocities.

**5.10 Unintended Uses** – Hose assemblies are designed for the internal forces of conducted fluids. Do not pull hose or use it for purposes that may apply external forces for which the hose or fittings were not designed.

**5.11 Specifications and Standards** – When selecting hose and fittings for specific applications, refer to applicable government, industry, and manufacturer's specifications and standards.

**5.12 Unusual Applications** – Applications not addressed by the manufacturer or by industry standards may require special testing prior to selecting hose.

**5.13 Hose Cleanliness** – The cleanliness requirements of system components, other than hose, will determine the cleanliness requirements of the application. Consult the component manufacturers' cleanliness information for all components in the system. Hose assemblies vary in cleanliness levels; therefore, specify hose assemblies with adequate cleanliness for the system.

**5.14 Hose Fittings** – Selection of the proper hose fittings for the hose and application is essential for proper operation and safe use of hose and related assembly equipment. Hose fittings are qualified with the hose. Therefore, select only hose fittings compatible with the hose for the applications. Improper selection of hose fittings or related assembly equipment for the application can result in injury or damage from leaks, or from hose assemblies blowing apart (see 4.2, 6.2, 6.3 and 6.4).

**5.15 Vibration** – Vibration can reduce hose service life. If required, conduct tests to evaluate the frequency and amplitude of system vibration. Clamps or other means may be used to reduce the effects of vibration. Consider the vibration requirements when selecting hose and predicting service life.

**5.16 Hose Cover Protection** – Protect the hose cover from abrasion, erosion, snagging and cutting. Special abrasion resistant hoses and hose guards are available for additional protection. Route hose to reduce abrasion from hose rubbing other hose or objects that may abrade it.

**5.17 External Physical Abuse** – Route hose to avoid:

- A. Tensile loads
- B. Side loads
- C. Flattening
- D. Thread damage
- E. Kinking
- F. Damage to sealing surfaces
- G. Abrasion
- H. Twisting

**5.18 Swivel-Type Adapters** – Swivel-type fittings or adapters do not transfer torque to hose while being tightened. Use these as needed to prevent twisting during installation.

**5.19 Live Swivels** – If two components in the system are rotating in relation to each other, live swivels may be necessary. These connectors reduce the torque transmitted to the hose.

**5.20 Slings and Clamps** – Use slings and clamps to support heavy or long hose and to keep it away from moving parts. Use clamps that prevent hose movement that will cause abrasion.

**5.21 Minimum Bend Radius** – The minimum bend radius is defined in SAE J343 and is specified in other SAE standards and hose manufacturer's product literature. Routing at less than minimum bend radius may reduce hose life. Sharp bending at the hose/fitting juncture may result in leaking, hose rupturing, or the hose assembly blowing apart (see 4.2 and Figure 1).

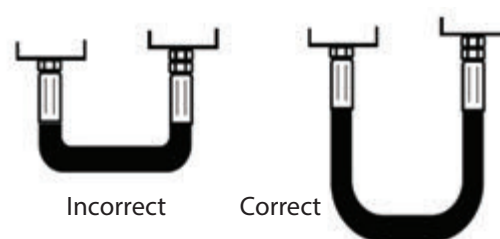


Figure 1. Minimum Bend Radius

**5.22 Elbows and Adapters** – In special cases, use elbows and adapters to relieve hose strain (see Figure 2).

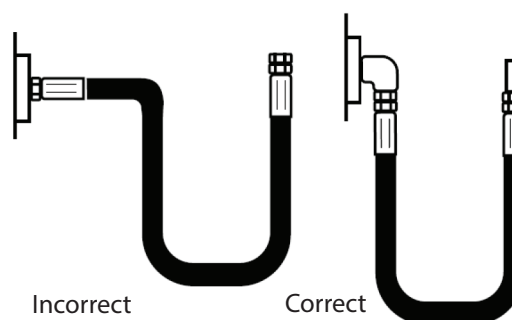


Figure 2. Elbows and Adapters

**5.23 Lengths** – Unnecessarily long hose can increase pressure drop and affect system performance. When pressurized, hose that is too short may pull loose from its fittings, or stress the fitting connections, causing premature metallic or seal failures. When establishing hose length, refer to Figures 3, 4, and 5; and use the following practices:

**5.23.1 Motion Absorption** – Provide adequate hose length to distribute movement and prevent bends smaller than the minimum bend radius.

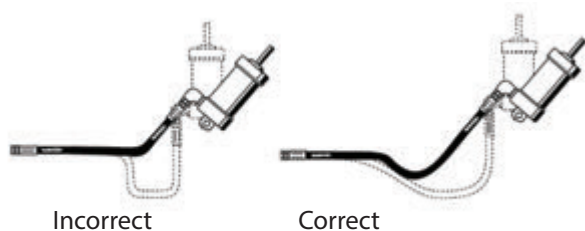


Figure 3. Motion Absorption

5.23.2 Hose and Machine Tolerances – Design hose to allow for changes in length due to machine motion and tolerances.




Figure 4. Hose and Machine Tolerances

5.23.3 Hose Length Due To Pressure – Design hose to accommodate length changes from changing pressures. Do not cross or clamp together high- and low-pressure hoses. The difference in length changes could wear the hose covers.

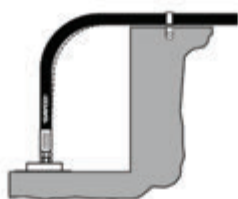


Figure 5. Hose Length Due To Pressure

5.24 Hose Movement and Bending – Hose allows relative motion between system components. Analyze this motion when designing hose systems. The number of cycles per day may significantly affect hose life. Also, avoid multiple planes of motion and twisting motion. Consider the motion of the hose when selecting hose and predicting service life. In applications that require hose to move or bend, refer to Figures 6 and 7; and use these practices:

5.24.1 Bend in Only One Plane to Avoid Twisting

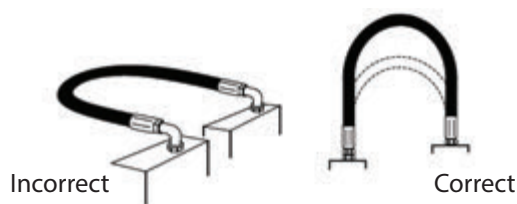


Figure 6. Bend in Only One Plane to Avoid Twisting

5.24.2 Prevent Hose Bending in More Than One Plane – If hose follows a compound bend, couple it into separate segments, or clamp into segments that flex in only one plane

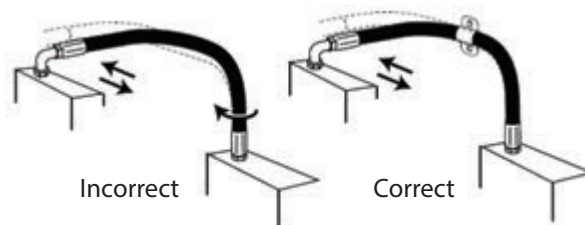


Figure 6. Prevent Hose Bending in More Than One Plane

## 6. Hose-Assembly Fabrication

Persons fabricating hose assemblies should be trained in the proper use of equipment and materials. The manufacturers' instructions and the practices listed as follows must be followed. Properly assembled fittings are vital to the integrity of a hose assembly. Improperly assembled fittings can separate from the hose and may cause serious injury or property damage from whipping hose, or from fire or explosion of vapor expelled from the hose.

6.1 Component Inspection – Prior to assembly, examine components for:

- A. Style or type
- B. Cleanliness
- C. Loose covers
- D. Nicks
- E. Size
- F. Inside obstructions
- G. Visible defects
- H. Damage
- I. Length
- J. Blisters
- K. Burrs

6.2 Hose Fittings – Hose fitting components from one manufacturer are not usually compatible with fittings components supplied by another manufacturer. For example, do not use a hose fitting nipple from one manufacturer with a hose socket from another manufacturer. It is the responsibility of the fabricator to consult the manufacturer's written instructions or the manufacturer directly for information on proper fitting components.

6.3 Hose and Fitting Compatibility – Care must be taken to determine proper compatibility between the hose and fitting. Base selection on the manufacturers' recommendations substantiated by testing to industry standards such as SAE J517. Hose from one manufacturer is not usually compatible with fittings from another. Do not intermix hose and fittings from two manufacturers without approval from both manufacturers

**6.4 Hose Assembly Equipment** – Assembly equipment from one manufacturer is usually not interchangeable with that from another manufacturer. Hoses and fittings from one manufacturer should not generally be assembled with the equipment of another manufacturer.

**6.5 Safety Equipment** – During fabrication, use proper safety equipment, including eye protection, breathing apparatus, and adequate ventilation.

**6.6 Reuse of Hose and Fittings** – When fabricating hose assemblies, do not reuse:

- A. Field-attachable fittings that have blown or pulled off hose.
- B. Any part of hose fittings that were permanently crimped or swaged to hose.
- C. Hose that has been in service after system check out (see 7.7).

**6.7 Cleanliness of Hose Assemblies** – Hose assemblies may be contaminated during fabrication. Clean hoses to specified cleanliness levels

## 7. Hose Installation and Replacement

Use the following practices when installing hose assemblies in new systems or replacing hose assemblies in existing systems:

**7.1 Pre-Installation Inspection** – Before installing hose assemblies, examine:

- A. Hose length and routing for compliance with original design.
  - B. Assemblies for correct style, size, length and visible nonconformities.
  - C. Fitting sealing surfaces for burrs, nicks, or other damage.
- NOTE: When replacing hose assemblies in existing systems, verify that the replacement is of equal quality to the original assembly.

**7.2 Handling During Installation** – Handle hose with care during installation. Kinking hose, or bending at less than minimum bend radius may reduce hose life. Avoid sharp bending at the hose/fitting juncture (see 5.21).

**7.3 Twist Angle and Orientation** – Pressure applied to a twisted hose may shorten the life of the hose or loosen the connections. To avoid twisting, use the hose lay line or marking as a reference (see zFigure 8).

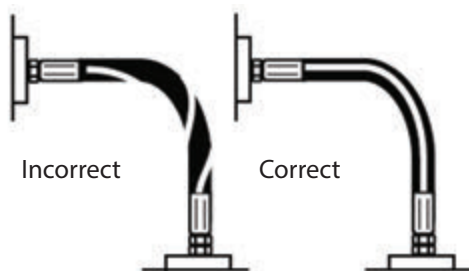


Figure 8. Twist Angle and Orientation

**7.4 Securement and Protection** – Install necessary restraints and protective devices. Determine that such devices do not create additional stress or wear points.

**7.5 Routing** – Review proper routing practices provided in Section 5 and make appropriate corrections to obtain optimum performance.

**7.6 Assembly Torque** – The connection end of a hose is normally threaded to obtain a tight pressure seal when attached to a port, an adapter, or another fitting. Sometimes bolts or screws provide the threaded connection. Each size and type of connection requires different torque values, and these may vary due to type of material or exterior coating.

**7.7 System Checkouts** – In hydraulic or other liquid systems, eliminate all air entrapment after completing the installation. Follow manufacturers' instructions to test the system for possible malfunctions and leaks.

**7.7.1 To avoid injury during system checkouts:**

- A. Do not touch any part of the system when checking for leaks (see 4.1).
- B. Stay out of potentially hazardous areas while testing hose systems (see Section 4).
- C. Relieve system pressure before tightening connections.

## 8. Maintenance Inspection

A hose and fitting maintenance program may reduce equipment downtime, maintain peak operating performance, and reduce the risk of personal injury and/or property damage. The user should design and implement a maintenance program that suits the specific application and each specific hose in that application.

**8.1 Inspection Frequency** – Evaluate factors such as the nature and severity of the application, past history, and manufacturers information to establish the frequency of visual inspections and functional tests.

**8.2 Visual Inspection (Hose and Fittings)** – Visually inspect hose and fittings for:

- A. Leaks at hose fitting or in hose.
- B. Damaged, cut or abraded cover.
- C. Exposed reinforcement.
- D. Kinked, crushed, flattened, or twisted hose.
- E. Hard, stiff, heat cracked, or charred hose.
- F. Blistered, soft, degraded, or loose cover.
- G. Cracked, damaged, or badly corroded fittings.
- H. Fitting slippage on hose.
- I. Other signs of significant deterioration. If any of these conditions exist, evaluate the hose assemblies for correction or replacement.

8.3 Visual Inspection (All Other Components) – When visually inspecting hose and fittings, inspect for related items including:

- A. Leaking ports.
- B. Damaged or missing hose clamps, guards or shields.
- C. Excessive dirt and debris around hose.
- D. System fluid: Level, type, contamination, condition and air entrainment. If any of these are found, address them appropriately.

8.4 Functional Test – Functional tests determine if systems are leak free and operating properly. Carry out functional tests per information from equipment manufacturers.

## 9. Hose Storage

Age control and the manner of storage can affect hose life. Use the following practices when storing hose.

9.1 Age Control – Maintain a system of age control to determine that hose is used before its shelf life has expired. Shelf life is the period of time when it is reasonable to expect the hose to retain full capabilities for rendering the intended service. Store hose in a manner that facilitates age control and first-in, first-out usage based on manufacturing date on hose or hose assembly. Per SAE J517:

- A. Shelf life of rubber hose in bulk form, or in hose assemblies passing visual inspection and proof test, is forty quarters (ten years) from the date of vulcanization.
- B. Shelf life of thermoplastic and polytetrafluoroethylene hose is considered to be unlimited.

9.2 Storage – Store hose and hose assemblies in a cool, dark, dry area with the ends capped. When storing hose, take care to avoid damage that could reduce hose life, and follow the manufacturers' information for storage and shelf life.

Examples of factors that can adversely affect hose product in storage are:

- A. Temperature
- B. Ozone
- C. Oils
- D. Corrosive liquids and fumes
- E. Rodents
- F. Humidity
- G. Ultraviolet light
- H. Solvents
- I. Insects
- J. Radioactive materials

If there are any questions regarding the quality or usability of hose or hose assemblies, evaluate appropriately:

- A. Flex the hose to the minimum bend radius and compare it with new hose. After flexing, examine the cover and tube for cracks. If any appear, no matter how small, reject the hose.
- B. If the hose is wire reinforced, and the hose is unusually stiff, or a cracking sound is heard during flexing, check for rust by cutting away a section of the cover from a sample. Rust would be another reason for rejection.
- C. If doubt still persists, contact hose assembler to conduct proof-pressure tests or any other tests needed to verify hose quality. Prepared by the SAE Fluid Conductors and Connectors Technical Committee SC3–Training and Education Subcommittee

## Selection of Hose Diameter from Flow Rate and Velocity

The Fluid Velocity Nomogram gives the velocity of a liquid or gas as a function of flow rate and inside diameter of the fluid line. The commonly recommended maximum velocities for hydraulic oil systems at 200°F or less are indicated for guidance.

Example: At 10 gpm, what is the minimum size within the recommended velocity range for a hydraulic pressure line?

The dashed line drawn from the 10 gpm mark on the left hand line to the maximum velocity of 20 fps intersects the middle line at .438 " (7/16" I. D. hose or tubing).

For a hose application, use 1/2" I. D., the nearest common standard size.

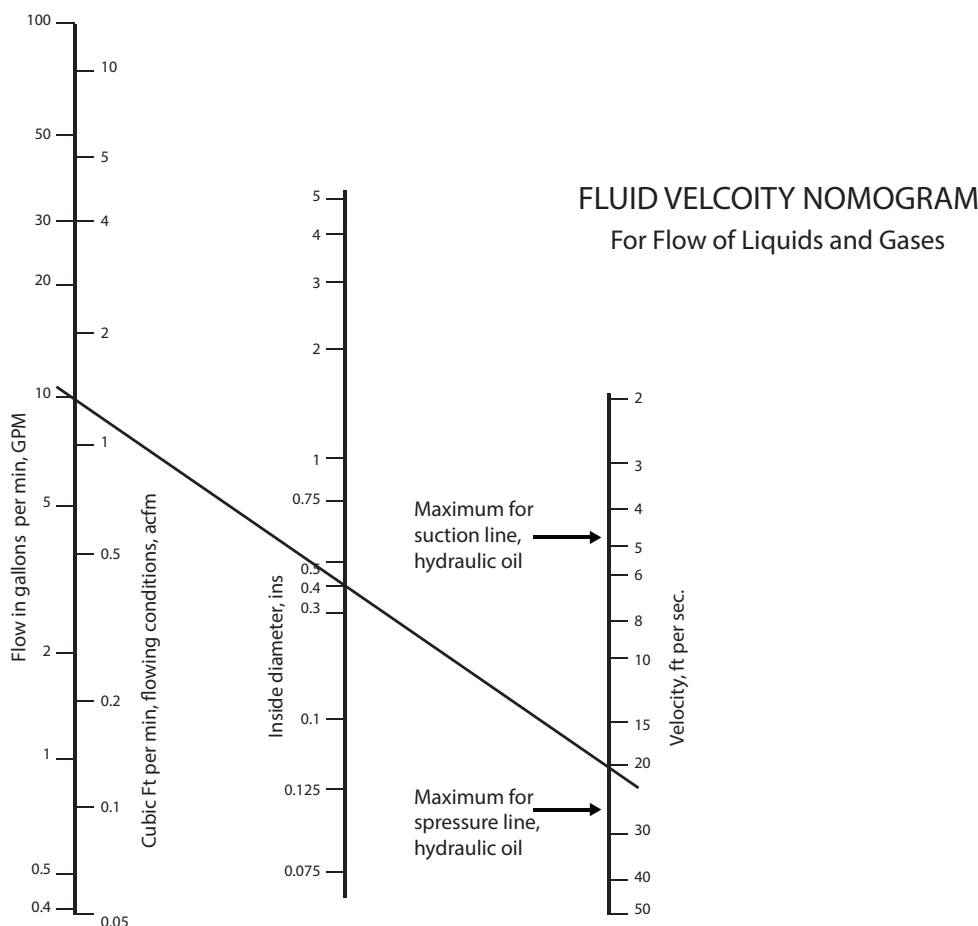
This chart is based on the following formulas:  $V_{fps} = \frac{.321Q}{\frac{pd^2}{4}}$

Q = gal per min

d = hose or tube I. D. (inch)

cu. ft./min. = .1337 Q

The cu. ft. per min. value is the actual Volume flow rate under flowing conditions.  
For air, standard cfm of free air = 7.81 actual cfm when the inlet air is at 100 PSIG 68°F.



### Determination of Pressure Drop in the Line

$$\text{Velocity: } v = 0.409 = \frac{Q}{d^2} = 0.0509 = \frac{w}{pd^2} = \frac{q}{.785d^2}$$

$$\text{Reynold's Number: } Re = 124 \frac{dvp}{\mu} = 6.31 \frac{w}{d\mu} = 378 \frac{qp}{d\mu}$$

Pressure Drop, Isothermal, Incompressible Flow (Liquids):

$$\Delta P = .001294 = \frac{fLpv^2}{d} = .00000336 = \frac{fLW^2}{pd^5} = .0121 \frac{fLq^2}{.d^5}$$

Pressure Drop, Isothermal, Compressible, Long Lines (Gases and Vapors):

$$\frac{\Delta P}{P_1} = 1 - \sqrt{1 - \frac{fLp_1 v_1^2}{12 g d P_1}}$$

Symbols and Units for Listed Formulas

d = inside diameter of hose, inches

f = friction coefficient, dimensionless

g = gravitational constant, 32.2 ft./sec<sup>2</sup>

P<sub>1</sub> = input pressure, PSI

ΔP = pressure difference, PSI

q = rate of flow at working condition, cu. ft./min.

Q = rate of flow, gals./min.

Re = Reynolds number, dimensionless

v = flow velocity, ft./sec.

W = rate of flow, lbs./hr.

p = weight density of fluid, lbs./cu. ft.

μ = absolute (dynamic) viscosity, centipoises



# CHEMICAL RESISTANCE CHART

Fluid or material conveyed	Chloroprene	EPDM	NBR	SBR	UHMWPE	XLPE	Polyamide	Polyester	PTFE	PU
Acetaldehyde	C	E	E	X	X	X	X	X	E	X
Acetic Acid, glacial	F	G	G	X	X	X	X	X	E	X
Acetic Acid 10%	E	E	E	F	F	F	F	F	E	X
Acetic Acid 50%	F	E	E	F	F	F	F	F	E	X
Acetic Anhydride	G	G	G	X	X	X	X	X	E	X
Acetone	C	E	E	C	C	C	C	C	E	X
Acetone cyanohidrin	G	E	E	-	-	-	-	-	-	-
Acetophenone	X	E	E	X	X	X	X	X	-	-
Acetyl Acetone	X	E	E	X	X	X	X	X	-	-
Acetyl chloride	X	X	X	X	X	X	X	X	-	-
Acetylene	E	E	E	F	F	F	F	F	E	F
Acetylene dichloride	X	C	C	X	X	X	X	X	-	-
Acrolein	G	E	E	F	F	F	F	F	-	-
Acrylonitrile	X	E	E	F	F	F	F	F	E	X
Adipic Acid	E	C	C	X	X	X	X	X	E	E
Air 60°C	E	E	E	E	E	E	E	E	-	-
Air 160°C	G	G	G	X	X	X	X	X	-	-
Allyl acetate	-	-	-	-	-	-	-	-	-	-
Allyl Alcohol	E	E	E	E	E	E	E	E	-	-
Allyl bromide	X	X	X	-	-	-	-	-	-	-
Allyl chloride	X	X	X	E	E	E	E	E	-	-
Aluminium acetate	C	E	E	X	X	X	X	X	-	-
Aluminium chloride	E	E	E	E	E	E	E	E	E	G
Aluminium fluoride	E	E	E	E	E	E	E	E	-	-
Aluminium hydroxide	E	E	E	G	G	G	G	G	-	-
Aluminium nitrate	E	E	E	E	E	E	E	E	-	-
Aluminium sulfate	G	E	E	G	G	G	G	G	E	G
Aminobenzene	X	C	C	X	X	X	X	X	-	-
Aminoethanol	-	E	E	F	F	F	F	F	-	-
Ammonia anhydrous	X	X	X	X	X	X	X	X	-	-
Ammonia sol. 10%	E	E	E	F	F	F	F	F	E	X
Ammonia sol. 50%	E	E	E	F	F	F	F	F	-	-
Ammonium chloride	E	E	E	E	E	E	E	E	E	G
Ammonium hidroxide	E	E	E	X	X	X	X	X	E	X
Ammonium nitrate	E	E	E	E	E	E	E	E	E	X
Ammonium phosphate	E	E	E	E	E	E	E	E	E	-
Ammonium sulphate	E	E	E	G	G	G	G	G	E	G
Ammonium sulphite	E	E	E	G	G	G	G	G	-	-
Ammonium thiosulph.	E	E	E	-	-	-	-	-	-	-
Amyl acetate	X	C	C	X	X	X	X	X	E	X
Amyl acetone	X	G	G	-	-	-	-	-	-	-
Amyl alcohol	C	E	E	G	G	G	G	G	E	X
Amylamine	G	X	X	-	-	-	-	-	-	-
Amyl bromide	X	C	C	-	-	-	-	-	-	-
Amyl chloride	X	X	X	X	X	X	X	X	-	-
Amyl oleate	-	-	-	-	-	-	-	-	-	-
Amyl phenol	-	-	-	-	-	-	-	-	-	-
Amyl phthalate	-	G	G	-	-	-	-	-	-	-
C: CONDITIONAL	E: EXCELLENT	F: FAIR	G: GOOD	X: UNSATISFACTORY						

Fluid or material conveyed	Chloroprene	EPDM	NBR	SBR	UHMWPE	XLPE	Polyamide	Polyester	PTFE	PU
Anethole	X	X	X	-	-	-	-	-	-	-
Aniline	X	C	X	X	E	E	F	X	E	X
Animal fats	C	C	E	X	E	E	G	-	E	-
Antimony pentachlorid	C	C	X	-	E	E	X	-	-	-
Acqua regia	X	C	X	X	X	X	X	X	E	X
Aromatic tar	-	-	G	-	G	E	-	-	-	-
Arsenic acid	E	E	E	E	E	E	-	-	-	-
Ascorbic acid	-	-	-	-	E	E	-	-	-	-
Asphalt 80°C	-	-	E	-	F	X	-	-	-	-
Asphalt 130°C	-	-	X	-	X	X	-	-	-	-
ASTM OIL n°1	E	X	E	X	E	E	E	E	E	E
ASTM OIL n°2	C	X	E	X	E	E	E	E	E	G
ASTM OIL n°3	C	X	E	X	E	E	E	G	E	E
ASTM FUEL A	C	X	E	X	-	-	E	E	E	G
ASTM FUEL B	X	X	C	X	-	-	E	E	E	G
ASTM FUEL C	X	X	C	X	-	-	E	G	E	F
Banana Oil	X	C	X		-	-	-	-	-	-
Barium carbonate	E	E	E	E	E	E	-	-	-	-
Barium chloride	E	E	E	E	E	E	G	F	E	E
Barium hydroxide	E	E	E	E	E	E	G	G	E	X
Barium sulfide	E	E	E	G	E	E	-	-	-	-
Beer	E	E	E	E	E	E	-	G	E	-
Beet sugar liquors	C	E	E	E	E	E	-	-	-	-
Benzal chloride	-	-	X	-	-	-	-	-	E	-
Benzaldehyde	X	E	X	X	E	E	E	G	E	X
Benzene	C	C	X	X	F	E	G	G	E	X
Benzene carboxylic ac	E	C	X	-			-	-	-	-
Benzene sulfon ac 10%	-	-	-	-	E	E	-	-	-	-
Benzine petrol ether	X	X	E	X	E	E	-	-	-	-
Benzine petrol naphtha	X	X	E	X	E	E	-	-	-	-
Benzoic acid	E	C	X	X			G	-	G	-
Benzoic aldehyde	-	F	-	X	E	E	-	-	-	-
Benzotrighloride	X	E	X	X	-	-	-	-	-	-
Benzyl acetate	E	E	X	X	-	-	-	-	-	-
Benzyl alcohol	C	C	X	X	-	-	F	X	G	X
Benzyl chloride	X	X	X	X	-	-	-	-	-	-
Bichromate of soda	-	-	-	-	E	E	-	-	-	-
Black sulphate liquor	G	G	G	G	E	E	-	-	-	-
Bleach (2-12% clorine)	-	-	-	-	F	E	-	-	-	-
Boric acid	E	E	E	E	E	E	F	G	E	E
Bordeaux mixture	-	E	-	-	E	E	-	-	-	-
Brine	E	E	E		E	E	-	-	-	-
Bromic acid	-	-	-	-	X	X	-	-	-	G
Bromine	X	X	X	X	X	X	X	X	E	X
Bromobenzene	X	X	X	X	X	X	-	-	-	-
Bromochloromethane	X	G	X		F	F	-	-	-	-
Bromoethane	X	X	C	X	E	E	-	-	-	-
Bromotoluene			X		-	-	-	-	-	-
Bunker oil	G	X	E	X	-	-	-	-	-	-
C: CONDITIONAL	E: EXCELLENT	F: FAIR	G: GOOD	X: UNSATISFACTORY						

Fluid or material conveyed	Chloroprene	EPDM	NBR	SBR	UHMWPE	XLPE	Polyamide	Polyester	PTFE	PU
Butadiene	X	X	X	X	E	E	-	-	-	-
Butane	E	X	E	X	E	E	G	E	E	X
Butanoic acid	X	C	C	-	-	C	-	-	-	-
Butanol	E	C	E	E	E	E	F	G	E	X
Butanone	X	E	X	X	E	E	G	E	E	X
Butoxiethanol	X	E	C	-	-	E	-	-	-	-
Butyl acetate	X	C	X	X	E	E	G	G	E	X
Butyl acrylate	X	C	X	X	E	E	-	-	-	-
Butyl alcohol	E	C	E	E	E	E	X	X	E	G
Butyl aldehyde	X	C	X	X	E	E	-	-	-	-
Butyl amine	-	F	F	-	E	E	-	-	-	-
Butyl benzene	-	-	-	-	E	E	-	-	-	-
Butyl bromide	X	X	X	X	-	F	-	-	-	-
Butyl benzoate	-	-	-	-	-	E	-	-	-	-
Butyl butyrate	-	-	-	-	-	F	-	-	-	-
Butyl carbitol	X	E	X	X	-	-	-	-	-	-
Butyl cellosolve	X	C	C	X	E	E	-	-	-	-
Butyl chloride	X	X	X	-	-	-	-	-	-	-
Butyl ether	C	C	X	X	E	E	-	-	-	-
Butyl ether acetaldehy	X	X	X	-	-	E	-	-	-	-
Butyl ethil ether	X	F	G	-	-	-	-	-	-	-
Butyl glycol	-	F	-	-	E	E	-	-	-	-
Butyl oleate	X	C	X	X	-	-	-	-	-	-
Butyl phenol	-	-	-	-	E	E	-	-	-	-
Butyl phthalate	X	E	X	X	E	E	-	-	-	-
Butyl stearate	X	X	C	X	E	E	-	-	-	-
Butylene	C	X	C	X	-	-	-	-	-	-
Butyraldehyde	X	C	X	X	E	E	-	-	-	-
Butyric acid	X	C	C	X	E	E	-	-	-	-
Butyric anhydride	G	E	C	-	-	-	-	-	-	-
Cadminum acetate	-	-	X	-	-	-	-	-	-	-
Calcium aluminate	-	-	E	-	-	-	-	-	-	-
Calcium Bichromate	E	E	C	-	-	-	-	-	-	-
Calcium bisulphite	E	E	C	G	-	-	-	-	-	-
Calcium carbonate	E	E	E	E	E	E	-	-	-	-
Calcium chloride	E	E	E	E	E	E	G	E	E	E
Calcium hydroxide	E	E	E	E	E	E	E	F	E	X
Calcium hypochlorite	C	E	C	X	E	E	E	F	E	F
Calcium nitrate	E	E	E	E	-	-	E	E	E	X
Calcium sulphate	E	E	E	X	-	-	-	G	E	-
Calcium sulfide	E	E	E	X	-	-	-	-	-	-
Calcium acetate	C	E	C	X	-	-	-	-	-	-
Caprylic acid	-	-	F	-	-	-	-	-	-	-
Carbamide	G	E	G	-	E	E	-	-	-	-
Carbitol	C	C	C	E	E	E	-	-	-	-
Carbolic acid phenol	-	-	-	-	-	-	-	-	-	-
Carbon dioxide	G	G	E	G	E	E	F	E	E	X
Carbon disulfide	X	X	X	-	C	C	F	F	E	X
Carbonic acid	E	E	C	G	E	E	F	E	E	X
C: CONDITIONAL	E: EXCELLENT	F: FAIR	G: GOOD	X: UNSATISFACTORY						

Fluid or material conveyed	Chloroprene	EPDM	NBR	SBR	UHMWPE	XLPE	Polyamide	Polyester	PTFE	PU
Carbon tetrachloride	X	X	X	-	E	E	X	X	E	X
Carbon tetrafluoride	-	-	-	-	E	E	-	-	-	-
Castor oil	E	C	E	E	E	E	F	F	E	F
Caustic potash	F	E	F	F	E	E	-	-	-	-
Caustic soda	G	G	C	E	E	E	-	-	-	-
Cellosolve	-	F	F	-	E	E	-	-	-	-
Cellosolve acetate	X	G	X	X	E	E	-	-	-	-
Chlorinated solvents	X	X	X	X	E	E	-	-	-	-
Chlorine (dry)	X	X	X	X	F	F	-	-	E	-
Chlorine (wet)	X	X	X	X	F	F	-	-	E	-
Chlorine trifluoride	X	X	X	X	F	F	-	-	-	-
Chloroacetic acid	X	C	X	X	E	E	F	X	E	X
Chloroacetone	X	E	X	X	E	E	-	-	-	-
Chlorobenzene	X	X	X	X	E	E	E	X	E	F
Chlorobenzol	-	X	-	X	E	E	-	-	-	-
Chlorobromomethane	-	-	-	-	E	E	-	-	-	-
Chlorobutane	X	X	X	-	-	-	-	-	-	-
Chloroform	X	X	X	X	F	F	-	-	E	-
Chloropentane	X	X	X	-	-	-	-	-	-	-
Chlorosulfonic acid	X	X	X	X	X	F	X	X	E	X
Chlorotoluence	X	X	X	X	-	-	-	-	-	-
Chrome plating solutio	X	C	X	X	-	-	-	-	-	-
Chromic acid	X	C	X	X	E	E	X	X	E	X
Chromosulfuric acid	X	X	X	X	X	F	-	-	-	-
Citric acid	E	E	E	E	E	E	G	G	E	X
Coal oil	X	X	E	X	E	E	E	E	E	F
Coal tar	C	X	C	X	E	E	-	-	-	-
Coconut oil	C	C	E	X	E	E	-	-	-	-
Coke oven gas	X	X	X	X	E	E	-	-	-	-
Copper chloride	C	E	E	E	E	E	-	-	-	-
Copper cyanide	E	E	E	E	E	E	-	G	-	-
Copper hydrate	-	-	G	-	-	-	-	-	-	-
Copper hydroxide	-	-	G	-	-	-	-	-	-	-
Copper nitrate	E	E	-	E	E	E	-	G	-	-
Copper sulphate	E	E	E	G	E	E	-	G	-	-
Corn oil	C	C	E	X	E	E	-	-	-	-
Cottonseed oil	C	C	E	X	E	E	-	G	E	-
Creosote	C	X	C	X	E	E	X	G	E	X
Cresols	X	X	X	X	E	E	X	X	E	X
Cresylic acid	X	X	X	X	E	E	-	-	-	-
Crotonaldehyde	X	E	X	F	E	E	-	-	-	-
Crude oil	C	X	C	X	E	E	-	-	-	-
Cumene	X	X	X	X	-	-	-	-	-	-
Cupric carbonate	-	-	-	-	-	-	-	-	-	-
Cupric nitrate	E	C	C	-	E	E	-	-	-	-
Cupric sulphate	E	E	E	G	-	E	-	-	-	-
Cutting oil	C	X	E	X	-	-	-	-	E	-
Cyclohexane	E	X	C	X	E	E	F	E	E	F
Cyclohexanol	C	X	G	X	E	E	F	G	E	-
C: CONDITIONAL	E: EXCELLENT	F: FAIR	G: GOOD	X: UNSATISFACTORY						

# CHEMICAL RESISTANCE CHART

Fluid or material conveyed	Chloroprene	EPDM	NBR	SBR	UHMWPE	XLPE	Polyamide	Polyester	PTFE	PU
Cyclohexanone	X	C	X	E	E	E	F	F	E	X
Cyclopentane	C	X	G	-	E	-	G	F	-	-
Cyclopentanol	-	-	-	-	-	-	-	-	-	-
Cyclopentanone	-	-	X	-	E	-	-	-	-	-
Decahydronaphthalene	X	X	X	E	E	E	G	-	E	-
Decalin	X	X	X	E	-	E	G	-	E	-
Decanol	-	F	E	E	E	E	-	-	-	-
Decyl alcohol	X	X	E	-	E	-	-	-	-	-
Decyl aldehyde	-	X	X	-	E	-	-	-	-	-
Decyl butyl phthalate	-	-	X	-	E	-	-	-	-	-
Decyl carbinol	-	-	-	-	E	E	-	-	-	-
Denatured alcohol	E	E	-	E	E	E	G	-	E	-
Detergents (water)	F	E	E	E	-	E	-	-	-	-
Developer sol. (photo)	E	-	E	E	-	E	-	-	-	-
Diacetone alcohol	F	E	X	E	-	E	G	-	-	-
Diamylamine	C	E	G	-	-	-	-	-	-	-
Diamylene	X	X	-	-	E	-	-	-	-	-
Diamyl naphthalene	-	-	-	E	-	E	-	-	-	-
Diamyl Phenol	X	-	X	E	E	E	-	-	-	-
Dibenzyl ether	X	C	X	-	-	-	-	-	-	-
Dibromobenzene	X	X	X	X	-	X	-	-	-	-
Dibromoethane	X	C	X	-	E	-	-	-	-	-
Dibutyl ether	C	C	X	E	-	E	-	-	-	-
Dibutyl Phthalate	X	C	X	E	E	E	F	F	E	X
Dibutyl sebacate	X	C	X	E	E	E	-	-	-	-
Dibutyl amine	C	F	X	-	E	-	-	-	-	-
Dicalcium phosphate	E	E	E	-	-	-	-	-	-	-
Dichloroacetic acid	X	-	X	E	E	E	-	-	-	-
Dichlorobenzene	X	X	X	-	E	-	E	X	E	X
Dichlorobutane	X	X	C	-	-	-	-	-	-	-
Dichlorodifluorometh	C	C	C	G	-	E	-	-	-	-
Dichloroethane	X	X	X	-	-	-	-	-	-	-
Dichloroethylene	X	C	X	F	-	F	G	X	E	G
Dichloroethyl ether	X	X	X	-	-	-	-	-	-	-
Dichlorohexane	X	X	X	-	E	-	-	-	-	-
Dichloromethane	X	X	X	-	E	-	-	-	-	-
Dichloropentane	X	X	X	-	E	-	-	-	-	-
Dichloropropane	X	X	F	G	E	G	-	-	-	-
Dichloropropene	X	X	C	G	-	G	-	-	-	-
Diesel oil	C	X	E	E	-	E	G	X	E	G
Diethanolmine	G	G	C	-	-	-	G	-	E	-
Diethylamine	G	G	C	-	-	-	-	-	-	-
Diethyl Carbinol	-	E	-	E	E	E	-	-	-	-
Diethyl ether	X	X	X	E	E	E	-	-	-	-
Diethyl ketone	X	G	X	E	-	E	-	-	-	-
Diethyl oxalate	X	X	X	-	E	-	-	-	-	-
Diethyl phthalate	X	F	X	E	C	E	-	-	-	-
Diethyl sebacate	X	F	C	-	E	-	-	-	-	-
C: CONDITIONAL	E: EXCELLENT	F: FAIR	G: GOOD	X: UNSATISFACTORY						

Fluid or material conveyed	Chloroprene	EPDM	NBR	SBR	UHMWPE	XLPE	Polyamide	Polyester	PTFE	PU
Diethyl sul fate	E	E	X	E	-	-	-	-	-	-
Diethylamine	C	C	C	G	E	E	-	-	-	-
Diethylene glycol	E	E	E	E	E	E	-	-	-	-
Dihydroxydiethylether	E	E	E	-	E	E	-	-	-	-
Diisobutyl ketone	X	E	X	X	E	E	-	-	-	-
Diisodecyl phthalate	X	E	X	-	E	E	-	-	-	-
Diisooctyl adipate	X	E	X	-	-	-	-	-	-	-
Diisooctyl phthalate	X	E	X	-	E	E	-	-	-	-
Diisopropyl amine	-	-	-	F	E	E	-	-	-	-
Dimethyl amine	X	E	F	X	E	E	-	-	-	-
Dimethyl benzene	X	X	X	X	-	-	-	-	-	-
Dimethyl carbinol	G	E	C	-	E	E	-	-	-	-
Dimethyl ether	-	-	-	X	E	E	-	-	-	-
Dimethyl formamide	-	-	-	-	E	E	G	X	X	X
Dimethyl ketone	C	E	X	F	E	E	-	-	-	-
Dimethyl phenol	X	X	X	X	-	-	-	-	-	-
Dimethyl phthalate	X	C	X	X	E	E	-	-	-	-
Dimethyl sul fate	X	X	X	-	E	E	G	X	X	X
Dimethyl sulfoxide	-	-	-	X	E	E	-	-	-	-
Dinitrobenzene	-	-	-	X	E	E	-	-	-	-
Diocetyl adipate	-	-	E	X	E	E	-	-	-	-
Diocetyl phthalate	-	-	-	X	E	E	-	-	-	-
Dioxane	X	C	X	X	E	E	G	-	E	-
Dioxolane	-	X	-	X	E	E	-	-	-	-
Dipentene	X	X	C	X	-	-	-	-	-	-
Diphenyl phthalate	-	-	-	X	E	E	-	-	-	-
Dipropylamine	-	F	F	F	E	E	-	-	-	-
Dipropylene glycol	E	E	E	-	-	-	-	-	-	-
Disodium phosphate	-	E	E	E	E	E	-	-	-	-
Divinyl benzene	X	X	X	X	E	E	-	-	-	-
Dodecyl benzene	X	X	X	X	E	E	-	-	-	-
Dowper	-	X	F	X	E	E	-	-	-	-
Dowtherm A and E	X	X	X	X	-	-	-	-	-	-
Dry cleaning fluids	X	X	C	X	-	-	-	-	-	-
Ethanol	E	E	C	E	E	E	E	G	E	X
Ethanol amine	C	E	C	X	-	-	-	-	-	-
Ethyl acetate	X	C	X	X	E	E	E	G	E	X
Ethyl acetoacetate	X	C	X	F	-	-	-	-	-	-
Ethyl acetone	X	G	X	-	-	-	-	-	-	-
Ethyl acrylate	X	C	X	X	-	-	-	-	-	-
Ethyl aldehyde	X	E	X	-	E	E	-	-	-	-
Ethyl Al dichloride	-	-	-	X	E	E	-	-	-	-
Ethyl amine	F	F	-	-	E	E	-	-	-	-
Ethyl benzene	X	X	X	X	E	E	G	-	-	-
Ethyl bromide	X	X	C	X	E	E	-	-	-	-
Ethyl butyl alcohol	-	-	X	-	-	-	-	-	-	-
Ethyl butyl amine	-	E	F	F	E	E	-	-	-	-
Ethyl butyl ketone	-	F	-	X	E	E	-	-	-	-
C: CONDITIONAL	E: EXCELLENT	F: FAIR	G: GOOD	X: UNSATISFACTORY						

Fluid or material conveyed	Chloroprene	EPDM	NBR	SBR	UHMWPE	XLPE	Polyamide	Polyester	PTFE	PU
Ethylbutyraldehyde	-	-	-	X	E	E	-	-	-	-
Ethyl butyrate	-	-	-	X	E	E	-	-	-	-
Ethyl cellulose	C	C	-	G	E	E	-	-	-	-
Ethyl chloride	-	C	E	G	E	E	E	X	E	F
Ethyl dichloride	-	X	X	X	E	E	-	-	-	-
Ethyl ether	X	X	X	X	E	E	-	-	-	-
Ethyl formate	2	C	-	X	-	-	-	-	-	-
Ethyl iodide	X	F	X	-	E	E	-	-	-	-
Ethyl phthalate	X	F	X	-	E	E	-	-	-	-
Ethylene chlorohydrine	C	C	X	G	-	-	X	X	E	X
Ethylene diamine	E	E	C	G	E	E	-	-	-	-
Ethylene dibromide	X	C	X	X	F	F	-	-	-	-
Ethylene dichloride	X	X	X	X	F	F	F	X	E	X
Ethylene glycol	E	E	E	E	E	E	E	E	E	G
Ethylene oxide gas	-	X	-	-	E	E	-	-	-	-
Fatty acids	C	X	C	X	G	E	-	-	-	-
Ferric bromide	-	-	E	-	-	-	-	-	-	-
Ferric chloride	C	E	E	E	E	-	X	F	E	E
Ferric nitrate	E	E	E	E	E	-	E	G	E	E
Ferric sulfate	E	E	E	E	E	-	E	F	E	G
Ferrous acetate	X	G	X	-	-	-	-	-	-	-
Ferrous chloride	E	E	E	-	E	-	-	G	E	-
Ferrous hydroxide	-	X	-	X	E	E	-	-	-	-
Ferrous sulfate	E	E	E	E	E	-	E	E	E	G
Fluoboric acid	E	E	-	E	E	E	-	-	-	-
Fluorine gas	X	X	X	X	E	E	-	-	-	-
Fluorobenzene	-	-	-	-	E	E	-	-	-	-
Fluosilicic acid	E	E	E	G	E	E	-	-	-	-
Formaldehyde	C	C	C	G	E	E	F	F	E	X
Formalin	G	E	G	G	E	E	G	-	-	-
Formic acid	C	E	C	E	E	E	X	X	E	X
Freon SO2	F	-	-	-	E	E	-	-	-	-
Freon 12	C	C	C	E	G	F	E	E	E	G
Freon 22	X	C	X	E	E	F	E	X	E	X
Fuel B (ASTM)	X	X	C	X	-	-	-	-	-	-
Fuel C (ASTM)	X	X	E	X	E	E	-	-	-	-
Fuel oil	C	X	E	X	E	E	-	-	E	-
Furan	X	X	X	X	E	E	-	-	-	-
Furfural	X	C	X	X	E	E	F	G	E	X
Furfuryl alcohol	X	C	X	X	E	E	-	-	-	-
Gallic acid	C	C	C	G	E	E	E	G	E	X
Gas, coke	-	-	F	X	-	-	-	-	-	-
Gas, liquified petrol	X	X	F	X	E	E	-	-	-	-
Gasoline	-	X	E	X	E	E	E	E	E	E
Gluconic acid	E	-	C	-	-	-	-	-	-	-
Glucose	C	E	E	E	E	E	G	-	E	-
Glycerine	E	E	E	E	E	E	E	E	E	X
Glycols	E	E	E	E	E	E	G	-	E	-
Glycolic acid	E	E	F	-	G	G	-	-	-	-
C: CONDITIONAL    E: EXCELLENT    F: FAIR    G: GOOD    X: UNSATISFACTORY										

Fluid or material conveyed	Chloroprene	EPDM	NBR	SBR	UHMWPE	XLPE	Polyamide	Polyester	PTFE	PU
Ethylglycil alcohol	-	-	-	-	E	E	-	-	-	-
Grease	F	X	E	X	E	E	E	E	E	E
Green sulphate liquor	F	E	E	G	E	E	-	-	-	-
Halon 1211	E	-	E	-	E	-	-	-	-	-
Helium	E	E	E	E	E	E	E	E	E	E
Heptanal	C	C	E	X	E	E	-	-	-	-
Heptane	C	X	E	X	E	E	E	G	E	G
Heptane carboxyl acid	-	-	-	X	E	E	-	-	-	-
Hexaldehyde	C	C	X	X	E	E	-	-	-	-
Hexane	C	X	E	X	E	E	G	E	E	G
Hexanol	C	C	C	E	E	E	-	-	-	-
Hexene	C	X	C	X	E	E	-	-	-	-
Hexyl alcohol	C	C	C	E	E	E	-	-	-	-
Hexylamine	G	G	F	G	E	E	-	-	-	-
Hexylene glycol	E	F	C	G	E	E	-	-	-	-
Hexyl methyl ketone	C	G	X	X	E	E	-	-	-	-
Hydraulic oil	-	X	E	X	E	E	G	-	E	G
Hydrazine	C	E	C	G	E	E	-	-	-	-
Hydrobromic acid	C	E	X	X	E	E	X	X	E	X
Hydrochloric acid 15%	-	E	-	X	E	E	G	G	E	X
Hydrocl.ac.37% (cold)	-	E	-	X	E	E	-	-	-	-
Hydrocl.ac.37% (hot)	-	X	-	X	E	E	-	-	-	-
Hydrocyanic acid	C	E	C	G	E	E	X	X	E	X
Hydrofluoric acid cold	-	X	-	X	E	E	-	-	-	-
Hydrofluoric acid hot	-	X	-	X	E	E	-	-	-	-
Hydrofluosilicic acid	C	E	X	G	E	E	-	-	-	-
Hydrogen dioxide 10%	-	-	-	X	E	E	-	-	-	-
Hydrogen gas	E	E	E	G	E	E	E	E	E	E
Hydrogen perox 10%	F	G	F	X	E	E	-	-	-	-
Hydrogen perox > 10%	-	-	-	X	E	E	-	-	-	-
Hydrogen sulfide	E	E	X	X	E	E	X	E	E	X
Iodine	C	C	C	G	E	E	-	C	-	-
Iron acetate	-	G	-	X	E	E	-	-	-	-
Iron salts	E	E	E	E	E	E	G	-	-	-
Isoamyl acetate	-	G	-	X	E	E	-	-	-	-
Isoamyl alcohol	-	E	E	E	E	E	-	-	-	-
Isoamyl bromide	-	X	-	X	E	E	-	-	-	-
Isobutane	-	X	E	X	E	E	G	-	-	C
Isobutyl acetate	X	-	-	X	E	E	-	-	E	X
Isobutyl aldehyde	-	G	X	X	E	E	-	-	-	-
Isobutyl amine	X	G	X	G	E	E	-	-	-	-
Isobutyl bromide	X	X	X	X	-	E	-	-	-	-
Isobutyl carbinol	E	E	E	E	E	E	-	-	-	-
Isobutyl chloride	X	X	X	X	-	E	-	-	-	-
Isobutylene	X	X	G	X	E	E	-	-	-	-
Isobutyl ether	X	X	G	X	E	E	-	-	E	G
Isooctane	C	X	E	X	E	E	E	E	E	E
Isopentane	X	X	E	X	E	E	-	-	-	-
Isopropanol amine	-	-	G	G	E	E	-	-	-	-
C: CONDITIONAL    E: EXCELLENT    F: FAIR    G: GOOD    X: UNSATISFACTORY										

# CHEMICAL RESISTANCE CHART

Fluid or material conveyed	Chloroprene	EPDM	NBR	SBR	UHMWPE	XLPE	Polyamide	Polyester	PTFE	PU
Isopropyl acetate	X	C	X	X	E	E	E	F	E	X
Isopropyl alcohol	C	E	C	E	E	E	E	F	E	X
Isopropyl amine	-	E	G	G	E	E	-	-	-	-
Isopropyl benzene	X	X	-	X	E	E	-	-	-	-
Isopropyl ether	X	X	G	X	E	E	-	-	E	G
Isopropyl toluene	X	X	X	X	E	E	-	-	-	-
Jet fuels	C	X	C	X	E	E	-	-	-	-
Kerosene	C	X	E	X	E	E	E	E	E	G
Ketones	C	E	C	E	E	E	E	X	E	X
Laquers solvents	X	X	X	X	E	E	E	X	E	X
Lactic acid (cold)	C	C	C	G	G	G	-	-	-	-
Lactic acid (hot)	C	C	E	X	E	E	E	G	E	F
Lard	C	C	E	X	E	G	E	G	E	F
Lauryl alcohol	-	E	E	E	E	E	-	-	-	-
Lead sulfate	E	E	E	E	E	E	-	-	-	-
Lime bleach	C	E	C	E	E	E	-	-	E	-
Lime sulfur	E	E	E	C	E	E	-	-	-	-
Linoleic acid	C	X	C	X	E	E	-	-	E	-
Linseed oil	E	C	E	X	E	E	G	-	E	-
Liquid Petroleum Gas	G	X	E	X	E	E	E	G	E	F
Lubricating oils	C	X	C	X	E	E	-	-	-	-
Lye solutions	G	G	C	G	E	E	-	-	-	-
Magnesium acetate	X	G	X	X	E	E	-	-	-	-
Magnesium chloride	E	E	E	E	E	E	E	G	E	E
Magnesium hydrate	C	E	C	G	E	E	G	F	E	X
Magnesium hydroxide	C	E	C	G	E	E	G	F	E	X
Magnesium sulfate	E	E	E	G	E	E	-	G	E	-
Maleic acid	X	C	X	X	E	E	F	-	E	X
Maleic anhydride	X	C	X	X	E	E	-	-	E	-
Malic acid	C	C	E	G	C	C	-	-	-	-
Manganese sulphate	-	E	-	G	E	E	-	-	-	-
Manganese sulphite	-	E	-	G	E	E	-	-	-	-
M.E.K	-	G	-	X	E	E	-	-	-	-
Mercury	E	E	E	E	E	E	G	-	E	-
Mesityl oxide	-	C	-	X	E	E	-	-	-	-
Methallyl alcohol	E	E	E	E	E	E	-	-	-	-
Methanecarboxylic acid	G	X	-	X	E	E	-	-	-	-
Methanoic acid	E	E	G	E	E	E	-	-	-	-
Methanol	E	E	C	E	E	E	E	G	E	X
Methoxy ethanol	-	E	X	X	E	E	-	-	-	-
Methyl acetate	C	C	X	X	E	E	E	G	E	X
Methyl acetone	X	E	X	X	E	E	-	-	-	-
Methyl alcohol	E	E	E	E	E	E	-	-	-	-
Methyl allyl alcohol	-	E	x	E	E	E	-	-	-	-
Methyl allyl acetate	-	-	-	X	E	E	-	-	-	-
Methyl allyl chloride	-	-	-	X	G	E	E	X	X	X
Methyl amyl acetate	X	-	-	X	G	E	-	-	-	-
C: CONDITIONAL    E: EXCELLENT    F: FAIR    G: GOOD    X: UNSATISFACTORY										

Fluid or material conveyed	Chloroprene	EPDM	NBR	SBR	UHMWPE	XLPE	Polyamide	Polyester	PTFE	PU
Methyl amyl carbinol	G	E	G	E	E	E	-	-	-	-
Methyl benzene	X	X	X	X	G	G	-	-	-	-
Methyl bromide	X	X	C	X	E	E	E	X	E	X
Methyl butane	-	X	G	X	-	E	-	-	-	-
Methyl butanol	-	E	E	E	E	E	-	-	-	-
Methyl butyl ketone	-	G	-	X	E	E	-	-	-	-
Methyl carbitol	-	-	-	X	E	E	-	-	-	-
Methyl cellosolve	-	G	3	X	E	E	-	-	-	-
Methyl chloride	X	C	X	X	F	F	E	G	E	E
Methyl cyclohexane	X	X	X	X	E	E	-	-	-	-
Methylene bromide	X	X	C	X	E	E	E	X	E	X
Methylene chloride	X	C	X	X	F	F	E	X	E	X
Methyl ethyl ketone	X	E	X	X	E	E	E	G	E	X
Methyl hexanol	E	E	E	E	E	E	-	-	-	-
Methyl hexanone	X	G	X	X	E	E	-	-	-	-
Methyl isobut carbinol	X	C	X	G	E	E	-	-	-	-
Methyl methacrylate	-	X	-	X	E	E	F	-	E	X
Methyl n amyl chetone	-	-	-	X	E	E	-	-	-	-
Methyl propyl ether	X	X	X	X	E	E	-	-	-	-
Methyl salicylate	X	C	X	X	E	E	-	-	-	-
Methyl ter butyl ether	-	-	-	XX	E	E	-	-	-	-
Methyl 1,2-pentanediol	-	-	-	X	E	E	-	-	-	-
Methylene bromide	X	X	C	X	E	E	E	X	E	X
Methylene chloride	X	C	X	X	F	F	E	X	E	X
Methyl isobutyl cheton	3	X	X	X	E	E	-	-	-	-
Mineral Spirits	C	X	E	X	E	E	-	-	-	-
Molten sulphur	E	E	G	G	-	-	-	-	-	-
Monobutyl ether	C	C	G	X	E	E	-	-	-	-
Monochloroacetic acid	C	G	X	X	E	E	-	-	-	-
Monochlorobenzene	X	X	X	X	F	F	-	-	-	-
Monochlorodifluormet	X	X	-	X	E	E	-	-	-	-
Monoethanol amine	G	C	G	G	E	E	-	-	-	-
Monoethyl amine	G	C	G	G	E	E	-	-	-	-
MTBE (ter butyl metil Ether)	-	-	-	X	-	E	-	-	-	-
Muriatic acid	C	F	C	X	E	E	G	-	E	-
Naphta	G	X	C	X	E	E	-	-	-	-
Naphtalene	X	X	X	X	E	E	E	E	E	F
Naphtenic acid	C	X	C	X	E	E	-	-	-	-
Natural gas	E	X	E	F	E	E	E	G	E	F
Neohexane	G	X	E	X	E	E	-	-	-	-
Nickel acetate	G	E	C	X	E	E	-	-	E	X
Nickel chloride	C	E	E	E	E	E	X	X	E	X
Nickel nitrate	E	E	E	E	E	E	-	-	-	-
Nickel sulphate	E	E	E	G	E	E	-	-	-	-
Nitric acid 10%	G	E	X	X	E	E	X	X	E	X
Nitric acid 20%	X	E	X	X	E	E	-	-	-	-
Nitric acid 30%	X	F	X	X	G	G	-	-	-	-
C: CONDITIONAL    E: EXCELLENT    F: FAIR    G: GOOD    X: UNSATISFACTORY										

Fluid or material conveyed	Chloroprene	EPDM	NBR	SBR	UHMWPE	XLPE	Polyamide	Polyester	PTFE	PU
Nitric acid 40%	X	X	-	X	E	E	-	-	-	-
Nitric acid 40-60%	X	X	-	X	G	G	-	-	-	-
Nitric acid - fuming	X	X	-	X	X	X	-	-	-	-
Nitrobenzene	X	C	X	X	E	E	X	X	E	X
Nitrogen gas	E	E	E	E	E	E	G	-	E	-
Nitromethane	C	C	X	C	E	E	-	-	E	X
Nitrous oxide gas	C	E	X	E	E	E	-	-	E	-
Nitrocellulose	-	-	-	-	E	E	-	-	-	-
Nitropropane	-	-	-	-	E	E	-	-	-	-
Nonenes	-	X	G	X	E	E	-	-	-	-
Octadecanoic acid	-	X	G	X	E	E	-	-	-	-
Octane	-	X	E	X	E	E	G	E	E	X
Octanol	C	C	C	E	E	E	-	-	-	-
Octyl acetate	C	G	C	X	E	E	-	-	-	-
Octyl alcohol	C	C	C	E	E	E	-	-	E	X
Octyl aldehyde	-	-	X	X	E	E	-	-	-	-
Octyl amine	G	G	F	G	E	E	-	-	-	-
Octyl carbinol	E	E	E	E	E	E	-	-	-	-
Octylene glycol	E	E	E	E	E	E	-	-	-	-
Oil - petroleum	G	X	E	X	G	G	-	-	-	-
Oleic acid	G	X	G	X	E	E	E	X	E	X
Oleum	X	X	X	X	X	X	G	-	-	-
Olive oil	G	G	E	X	E	E	-	-	-	-
Orthodichlorobenzene	E	X	E	X	G	G	X	-	-	-
Orthodichlorobenzol	X	X	X	X	E	E	-	-	-	-
Orthoxylene	X	X	X	X	E	E	-	-	-	-
Oxalic acid	G	E	G	G	E	E	G	-	E	-
Oxygen	-	E	G	G	E	E	E	G	E	E
Ozone	F	E	X	X	E	E	X	G	E	E
Paint	-	G	G	X	E	E	-	-	-	-
Palmitic acid	G	C	E	G	E	E	X	E	E	E
Papermakers alum	G	C	E	G	E	E	-	-	-	-
Paraffin	G	X	E	X	X	X	G	-	-	-
Paraldehyde	G	E	C	X	E	E	-	-	-	-
Paraxylene	X	X	X	X	E	E	-	-	-	-
Pelargonic acid	-	-	G	X	E	E	-	-	-	-
Pentachloroethene	X	X	X	X	E	E	G	X	E	X
Pentadione	-	-	-	X	E	E	-	-	-	-
Pentane	G	X	E	X	E	E	G	-	-	X
Pentanone	-	-	-	X	E	E	-	-	-	-
Pentasol	G	-	C	G	E	E	-	-	-	-
Perchloric acid	X	-	X	X	E	E	X	X	E	X
Perchloroethylene	X	X	X	X	E	E	G	X	E	X
Petroleum crude	X	X	E	X	E	E	-	-	-	-
Petroleum ether	X	X	G	X	E	E	G	-	-	-
Petroleum oils	-	X	E	X	E	E	-	-	-	-
Phenol	-	X	X	X	E	E	X	X	E	X
Phenolsulphonic acid	-	X	-	X	E	E	-	-	-	-
Phenylamine	-	-	-	X	E	E	-	-	-	-
C: CONDITIONAL	E: EXCELLENT	F: FAIR	G: GOOD	X: UNSATISFACTORY						

Fluid or material conveyed	Chloroprene	EPDM	NBR	SBR	UHMWPE	XLPE	Polyamide	Polyester	PTFE	PU
Phenyl chloride	E	E	E	E	E	E	-	-	-	-
Phenylhydrazine	X	G	X	G	E	E	-	-	-	-
Phosphoric acid 10%	G	E	-	E	E	E	G	X	E	X
Phosphoric acid 10-85%	E	E	E	G	E	E	-	-	-	-
Picric acid (alcoholic)	-	G	-	G	E	E	-	-	G	-
Pine oil	X	X	E	X	E	E	G	-	E	-
Pinene	C	X	C	X	E	E	-	-	-	-
Polyethylene glycol	E	E	E	E	E	E	-	-	-	-
Polyol ester	X	X	G	X	E	E	-	-	-	-
Polypropylene glycol	E	E	E	E	E	E	-	-	E	G
Potassium acetate	E	E	E	G	E	E	G	G	G	-
Potassium bisulfate	E	E	E	G	E	E	-	-	-	-
Potassium carbonate	E	E	E	E	E	E	E	G	E	X
Potassium chloride	E	E	E	E	E	E	E	X	E	G
Potassium chromate	G	E	E	G	E	E	G	G	E	G
Potassium cyanide	E	E	E	E	E	E	E	E	G	E
Potassium dichromate	E	E	G	E	E	E	G	G	E	G
Potassium hydroxide	G	E	G	G	E	E	-	-	E	-
Potassium nitrate	E	E	E	E	E	E	G	-	E	-
Potassium permanganate	-	-	-	-	E	E	-	-	-	-
Potassium silicate	E	E	E	E	E	E	-	-	-	-
Propane	E	X	E	X	E	E	E	G	E	F
Propanediol	G	E	-	E	E	E	-	-	-	-
Propanol	-	E	-	E	E	E	-	-	-	-
Propanolamine	-	-	-	-	E	E	-	-	-	-
Propanone	X	E	X	G	E	E	-	-	-	-
Propenenitrile	X	X	X	X	X	E	-	-	-	-
Propionic acid	-	G	-	-	E	E	-	-	-	-
Propyl acetate	-	G	-	X	E	E	-	-	-	-
Propyl alcohol	-	E	E	E	E	E	-	X	E	E
Propyl aldehyde	X	X	X	X	X	X	-	-	-	-
Propyl benzene	X	3	X	X	E	E	-	-	-	-
Propyl chloride	F	F	X	X	E	E	-	-	-	-
Propyl ether	-	-	-	-	E	E	-	-	-	-
Propylene	X	X	X	X	E	E	-	-	-	-
Propylene dichloride	X	X	X	X	E	E	G	G	E	G
Propylene glycol	X	C	X	X	X	X	-	-	-	-
Red oil	F	F	1	X	E	E	-	-	-	-
Resorcinol	E	G	C	G	E	E	-	-	-	-
Richfield A, 100%	-	-	-	-	E	E	-	-	-	-
Richfield D, 33%	-	-	-	-	E	E	-	-	-	-
Sea water	E	E	E	E	E	E	E	E	E	X
Sewage	C	G	E	G	E	E	-	-	-	-
Silicate esters	E	X	G	C	E	E	G	F	E	E
Silicate of soda	E	E	E	E	E	E	-	-	-	-
Silicone grease	E	E	E	E	E	E	E	E	E	E
Silicone oil	E	E	E	E	E	E	G	G	E	E
Silver nitrate	E	E	E	X	E	E	G	G	E	X
Skydrol 500B	X	E	X	X	E	E	E	G	E	X
C: CONDITIONAL	E: EXCELLENT	F: FAIR	G: GOOD	X: UNSATISFACTORY						



Fluid or material conveyed	Chloroprene	EPDM	NBR	SBR	UHMWPE	XLPE	Polyamide	Polyester	PTFE	PU
Soap solutions	G	E	E	X	E	E	G	E	E	F
Soda ash	E	E	E	X	E	E	-	-	-	-
Soda, caustic	-	G	-	G	E	E	-	-	-	-
Soda lime	G	-	G	E	E	E	-	-	-	-
Sodium acetate	C	E	G	X	E	E	G	-	E	X
Sodium aluminate	E	E	E	G	E	E	-	-	-	-
Sodium bicarbonate	E	E	E	E	E	E	G	-	E	-
Sodium bisulphate	E	E	E	G	E	E	-	-	-	-
Sodium bisulphite	E	E	E	G	E	E	-	-	-	-
Sodium borate	E	E	E	E	E	E	-	-	-	-
Sodium chloride	E	E	E	E	E	E	G	G	E	G
Sodium cyanide	E	E	E	E	E	E	-	-	-	-
Sodium dichromate	F	E	-	G	E	E	-	-	-	-
Sodium Hypochlorite	G	G	X	G	E	E	-	-	-	-
Sodium metaphosphate	E	E	E	E	E	E	-	-	-	-
Sodium nitrate	G	E	C	G	E	E	G	G	E	G
Sodium perborate	G	E	C	G	E	E	-	-	-	-
Sodium peroxide	G	E	C	G	E	E	X	G	E	X
Sodium silicate	E	E	E	E	E	E	-	-	-	-
Sodium Thiosulfate	E	E	E	-	E	E	G	-	-	-
Soybean oil	E	C	E	X	E	E	-	-	-	-
Stannic chloride	G	E	E	E	E	E	E	E	E	E
Steam, max 176°C	X	E	X	X	X	X	-	-	-	-
Stearic acid	G	G	G	G	E	E	E	G	E	E
Stoddarts solvent	X	X	X	X	F	F	-	-	-	-
Styrene	X	X	X	X	F	F	E	G	E	G
Sulphamic acid	G	E	C	G	E	E	-	-	-	-
Sulphonic acid	X	X	X	X	E	E	-	-	-	-
Sulphur	-	X	-	X	E	E	G	-	E	-
Sulphur dioxide	C	E	X	G	G	E	X	X	E	X
Sulphur trioxide	X	X	X	X	X	X	-	-	-	-
Sulphydic acid (H2S)	X	X	X	X	E	E	-	-	-	-
Sulphuric acid 25%	C	E	C	F	E	E	-	G	E	-
Sulphuric acid 50%	E	E	E	X	E	E	-	-	-	-
Sulphuric acid 75%	X	X	X	X	E	E	-	-	-	-
Sulphuric acid 96%	X	X	X	X	E	E	-	-	-	-
Sulphuric acid 98%	X	X	X	X	G	G	-	-	-	-
Sulphuric acid - fuming	X	X	X	X	X	X	-	-	-	-
Sulphurous acid 10%	C	E	E	G	E	E	X	E	E	X
Sulphurous acid 85%	-	E	-	X	E	E	-	-	-	-
Tall oil	C	E	E	E	E	E	-	-	-	-
Tallow	-	X	E	X	E	E	G	-	-	-
Tannic acid	E	E	E	G	E	E	E	E	E	E
Tar	X	X	X	X	X	X	G	G	E	G
Tartaric acid	X	G	G	G	E	E	E	G	E	E
Tertiary butyl alcohol	-	C	C	G	E	E	-	-	E	X
Tertiary butyl mercapt	-	X	X	X	X	X	-	-	E	X
Tetrachlorobenzene	X	X	X	X	G	G	-	-	-	-
C: CONDITIONAL    E: EXCELLENT    F: FAIR    G: GOOD    X: UNSATISFACTORY										

Fluid or material conveyed	Chloroprene	EPDM	NBR	SBR	UHMWPE	XLPE	Polyamide	Polyester	PTFE	PU
Tetrachloroetane	X	X	X	X	F	F	-	-	-	-
Tetrachloroethylene	X	X	C	X	F	F	F	-	E	X
Tetrachloromethane	X	X	X	X	E	E	G	X	E	X
Tetrachloronaphthalene	X	X	X	X	E	E	-	-	-	-
Tetrahydrofuran	X	X	X	X	X	X	G	-	-	C
Tin chloride	C	E	E	E	E	E	G	-	-	-
Toluene	-	X	X	X	E	E	G	C	E	C
Toluidine	X	X	C	X	F	X	-	-	-	-
Toluol	X	X	X	X	E	E	G	-	E	-
Transformer oil	X	X	X	X	E	E	G	-	E	G
Tributyl amine	G	-	G	G	E	E	-	-	-	-
Trichloroacetic acid	-	G	-	X	E	E	X	X	E	X
Trichlorobenzene	X	X	X	X	G	G	-	-	-	-
Trichloroethane	X	X	X	X	G	G	-	-	E	-
Trichloroethylene	X	X	X	X	F	F	G	X	E	X
Trichloropropane	X	X	X	X	F	F	G	X	E	X
Tricresyl phosphate	E	-	E	X	E	E	-	-	-	-
Triethanolamine	F	E	E	G	E	E	-	-	-	-
Triethylamine	G	G	F	X	E	E	-	-	-	-
Triethylene glycol	-	E	C	E	E	E	-	-	-	-
Trimethylamine	C	E	C	G	E	E	-	-	-	-
Trinitrotoluene	X	E	X	E	G	G	-	-	-	-
Trioctyl phosphate	-	-	-	X	E	E	-	-	-	-
Tung oil	C	X	E	X	E	E	G	G	E	F
Turpentine	X	X	X	X	E	E	E	G	E	X
Urea	G	E	G	E	E	E	E	G	E	G
Vegetable oils	C	F	F	E	E	E	G	-	E	G
Vinegar	G	E	G	G	E	E	E	F	E	X
Vinyl acetate	C	G	C	X	X	X	-	-	-	-
Vinyl benzene	X	X	C	X	X	F	-	-	-	-
Vinyl chloride	X	X	X	X	E	E	G	-	E	-
Vinyl cyanide	X	X	X	X	G	G				
Vinyl ether	-	X	-	X	E	E	-	-	-	-
Vinyl Trichloride	-	X	-	X	G	G	-	-	-	-
Water	G	E	E	E	E	E	E	E	E	E
White oil	G	X	E	X	E	E	-	-	E	E
Wines	-	-	E	E	E	E	-	G	E	-
Wood oil	G	X	E	X	E	E	G	G	E	F
Xylene	X	X	X	X	G	G	G	F	E	X
Zinc acetate	E	E	E	E	E	E	-	-	-	-
Zinc chloride	E	E	E	E	E	E	G	F	E	G
Zinc chromate	E	E	E	-	E	E	-	-	-	-
Zinc sulphate	E	E	E	E	E	E	-	G	E	-
C: CONDITIONAL    E: EXCELLENT    F: FAIR    G: GOOD    X: UNSATISFACTORY										



PHIR



PHIP



PHTO

**Polyhose®**

Polyhose Towers, No 86 Mount Road, 8th Floor - Western Wing, Guindy.  
Chennai 600 032

Tel : +91 44 66200900, +91 44 22200275

E-mail : [info@polyhose.com](mailto:info@polyhose.com)

Website : [www.polyhose.com](http://www.polyhose.com)

Polyhose®